

FAR No. 1- CONSOLIDATED
STATEMENT OF APPROPRIATIONS, ALLOTMENTS, OBLIGATIONS, DISBURSEMENTS AND BALANCES
 As of the Quarter Ending 31 DECEMBER 2023.(FINAL).revised050724

Department: Department of Trade and Industry (DTI)
 Agency: Office of the Secretary
 Operating Unit: All
 Organization Code (UACS): 220010000000
 Fund Cluster: CONSOLIDATED-ALL FUNDS

Authorization: 01 - Current Year Appropriations
 Report Status: ALL

Particulars	UACS CODE	Appropriation				Allotments						Current Year Obligations						
		Authorized Appropriation	Adjustments (Transfer (To)/From, Realignment)	SARO Received	Adjusted Appropriations ⁵⁼⁽³⁺⁴⁾	Allotments Received	Adjustments (Withdrawal, Realignment)	ADJUSTMENTS			Adjusted Total Allotments	1st Quarter Ending 31-Mar	2nd Quarter Ending 30-Jun	3rd Quarter Ending 30-Sept	4th Quarter Ending 31-Dec	Total		
									CNA	APSA	Transfer To	Transfer From						
									7	8	8	9	10=[(6+(-)/7)-8+9]	11	12	13	14	15=[(11+12+13+14)]
I. Agency Specific Budget		5,001,950,000.00	0.00	0.00	5,001,950,000.00	4,891,950,000.00	0.00	0.00	0.00	-554,278,652.12	554,278,652.12	4,891,950,000.00	1,453,416,383.27	1,024,444,939.25	899,423,225.88	1,235,377,681.91	4,612,662,230.31	
General Administration and Support		1,193,623,000.00	49,638,691.09	0.00	1,243,261,691.09	1,193,623,000.00	49,638,691.09	0.00	49,638,691.09	-106,458,120.48	106,458,120.48	1,243,261,691.09	565,408,249.74	196,126,314.96	156,019,666.61	297,768,716.62	1,215,322,947.93	
General Management and Supervision		1,154,579,000.00	49,638,691.09	0.00	1,204,217,691.09	1,154,579,000.00	49,638,691.09	0.00	49,638,691.09	-84,854,514.57	84,854,514.57	1,204,217,691.09	561,403,135.72	192,242,137.22	134,911,469.91	287,722,205.08	1,176,278,947.93	
Central Office		762,337,000.00	-13,194,865.64	0.00	749,142,134.36	762,337,000.00	45,902,210.35	0.00	45,902,210.35	(71,475,795.28)	12,378,719.29	749,142,134.36	444,538,776.53	90,628,954.40	61,037,272.63	127,514,184.23	723,719,187.79	
PS		248,057,000.00	6,141,441.35	0.00	254,198,441.35	248,057,000.00	66,652,210.35	20,750,000.00	45,902,210.35	(66,351,019.00)	5,840,250.00	254,198,441.35	66,963,023.39	58,683,254.37	47,177,557.12	81,374,606.47	254,198,441.35	
MOOE		514,280,000.00	-19,336,306.99	0.00	494,943,693.01	514,280,000.00	-20,750,000.00	(20,750,000.00)	-	(5,124,776.28)	6,538,469.29	494,943,693.01	377,575,753.14	31,945,700.03	13,859,715.51	46,139,577.76	469,520,746.44	
CO		0.00	0.00	0.00	0.00	0.00	0.00	0.00	0.00	-	-	0.00	0.00	0.00	0.00	0.00	0.00	
REGIONS-SUM-GMS		392,242,000.00	62,833,556.73	0.00	455,075,556.73	392,242,000.00	3,736,480.74	0.00	3,736,480.74	(13,378,719.29)	72,475,795.28	455,075,556.73	116,864,359.19	101,613,182.82	73,874,197.28	160,208,020.85	452,559,760.14	
PS		251,743,000.00	64,791,249.74	0.00	316,534,249.74	251,743,000.00	4,280,480.74	544,000.00	3,736,480.74	-6,840,250.00	67,351,019.00	316,534,249.74	61,413,891.91	67,661,488.00	52,243,525.29	134,977,139.62	316,296,044.82	
MOOE		140,499,000.00	-1,957,693.01	0.00	138,541,306.99	140,499,000.00	-544,000.00	-544,000.00	0.00	-6,538,469.29	5,124,776.28	138,541,306.99	55,450,467.28	33,951,694.82	21,630,811.99	25,230,881.23	136,263,715.32	
CO		0.00	0.00	0.00	0.00	0.00	0.00	0.00	0.00	-	-	0.00	0.00	0.00	0.00	0.00	0.00	
Regional Office - I		25,461,000.00	371,926.57	0.00	25,832,926.57	25,461,000.00	0.00	-	-	(958,193.43)	1,330,120.00	25,832,926.57	8,414,825.32	6,642,432.71	4,250,100.05	6,525,568.49	25,832,926.57	
PS		14,392,000.00	1,123,200.00	0.00	15,515,200.00	14,392,000.00	0.00	-	-	(114,000.00)	1,237,200.00	15,515,200.00	4,356,184.84	4,154,787.56	2,174,275.08	4,829,952.52	15,515,200.00	
MOOE		11,069,000.00	-751,273.43	0.00	10,317,726.57	11,069,000.00	0.00	-	-	(844,193.43)	92,920.00	10,317,726.57	4,058,640.48	2,487,645.15	2,075,824.97	1,695,615.97	10,317,726.57	
CO		0.00	0.00	0.00	0.00	0.00	0.00	-	-	-	-	0.00	0.00	0.00	0.00	0.00	0.00	
Regional Office - CAR		30,248,000.00	1,323,900.00	0.00	31,571,900.00	30,248,000.00	0.00	-	-	(872,900.00)	2,196,800.00	31,571,900.00	9,941,538.03	5,559,718.14	6,022,247.11	10,048,396.72	31,571,900.00	
PS		22,510,000.00	2,003,300.00	0.00	24,513,300.00	22,510,000.00	0.00	-	-	(193,500.00)	2,196,800.00	24,513,300.00	7,146,877.46	3,366,538.02	4,659,364.29	9,340,520.23	24,513,300.00	
MOOE		7,738,000.00	-679,400.00	0.00	7,058,600.00	7,738,000.00	0.00	-	-	(679,400.00)	0.00	7,058,600.00	2,794,660.57	2,193,180.12	1,362,882.82	707,876.49	7,058,600.00	
CO		0.00	0.00	0.00	0.00	0.00	0.00	-	-	-	-	0.00	0.00	0.00	0.00	0.00	0.00	
Regional Office - II		23,885,000.00	5,545,200.00	0.00	29,430,200.00	23,885,000.00	0.00	-	-	(162,000.00)	5,707,200.00	29,430,200.00	6,173,090.19	6,917,393.37	4,601,535.62	11,738,180.82	29,430,200.00	
PS		16,619,000.00	5,545,200.00	0.00	22,164,200.00	16,619,000.00	0.00	-	-	(162,000.00)	5,707,200.00	22,164,200.00	3,008,648.44	4,298,816.50	3,220,372.88	11,636,362.18	22,164,200.00	
MOOE		7,266,000.00	0.00	0.00	7,266,000.00	7,266,000.00	0.00	-	-	-	-	7,266,000.00	3,164,441.75	2,618,576.87	1,381,162.74	101,818.64	7,266,000.00	
CO		0.00	0.00	0.00	0.00	0.00	0.00	-	-	-	-	0.00	0.00	0.00	0.00	0.00	0.00	
Regional Office - III		22,184,000.00	2,619,924.60	0.00	24,803,924.60	22,184,000.00	0.00	-	-	(872,892.40)	3,492,817.00	24,803,924.60	5,818,243.00	6,524,465.23	4,587,866.08	7,873,350.23	24,803,924.60	
PS		14,453,000.00	3,014,775.00	0.00	17,467,775.00	14,453,000.00	0.00	-	-	(123,625.00)	3,138,400.00	17,467,775.00	3,561,768.81	4,133,648.23	3,105,043.76	6,667,314.20	17,467,775.00	
MOOE		7,731,000.00	-394,850.40	0.00	7,336,149.60	7,731,000.00	0.00	-	-	(749,267.40)	354,417.00	7,336,149.60	2,256,474.25	2,390,817.00	1,482,822.32	1,206,036.03	7,336,149.60	
CO		0.00	0.00	0.00	0.00	0.00	0.00	-	-	-	-	0.00	0.00	0.00	0.00	0.00	0.00	
Regional Office - IVA		43,222,000.00	-910,461.83	0.00	42,311,538.17	43,222,000.00	0.00	-	-	(3,269,636.83)	2,359,175.00	42,311,538.17	9,965,085.07	10,855,344.22	6,804,614.02	14,227,982.80	41,853,026.11	
PS		29,186,000.00	165,000.00	0.00	29,351,000.00	29,186,000.00	0.00	-	-	(1,958,000.00)	2,123,000.00	29,351,000.00	5,786,587.51	7,993,763.36	5,296,976.64	10,273,672.49	29,351,000.00	
MOOE		14,036,000.00	-1,075,461.83	0.00	12,960,538.17	14,036,000.00	0.00	-	-	(1,311,636.83)	236,175.00	12,960,538.17	4,178,497.56	2,861,580.86	1,507,637.38	3,954,310.31	12,960,538.17	
CO		0.00	0.00	0.00	0.00	0.00	0.00	-	-	-	-	0.00	0.00	0.00	0.00	0.00	0.00	
Regional Office - IVB		19,796,000.00	-376,475.00	0.00	19,419,525.00	19,796,000.00	0.00	-	-	(1,316,875.00)	940,400.00	19,419,525.00	4,637,918.52	4,598,441.75	3,892,693.26	6,242,018.17	19,371,071.70	
PS		15,533,000.00	-161,725.00	0.00	15,371,275.00	15,533,000.00	0.00	-	-	(1,102,125.00)	940,400.00	15,371,275.00	3,439,490.19	4,070,304.82	2,897,867.23	4,929,338.54	15,337,000.78	
MOOE		4,263,000.00	-214,750.00	0.00	4,048,250.00	4,263,000.00	0.00	-	-	(214,750.00)	0.00	4,048,250.00	1,198,428.33	528,136.93	994,826.03	4,034,070.92	4,048,250.00	
CO		0.00	0.00	0.00	0.00	0.00	0.00	-	-	-	-	0.00	0.00	0.00	0.00	0.00	0.00	
Regional Office - V		22,435,000.00	1,117,235.00	0.00	23,552,235.00	22,435,000.00	0.00	-	-	(227,565.00)	1,344,800.00	23,552,235.00	4,452,307.77	5,440,897.10	4,558,729.62	8,969,232.08	23,421,166.57	
PS		13,713,000.00	1,242,675.00	0.00	14,955,675.00	13,713,000.00	0.00	-	-	(125,125.00)	1,344,800.00	14,955,675.00	2,698,226.04	3,296,034.37	2,494,282.34	6,336,063.82	14,824,606.57	
MOOE		8,722,000.00	-125,440.00	0.00	8,596,560.00	8,722,000.00	0.00	-	-	(125,440.00)	0.00	8,596,560.00	1,754,081.73	2,144,862.73	2,064,447.28	2,633,168.26	8,596,560.00	
CO		0.00	0.00	0.00	0.00	0.00	0.00	-	-	-	-	0.00	0.00	0.00	0.00	0.00	0.00	
Regional Office - VI		34,694,000.00	3,148,494.62	0.00	37,842,494.62	34,694,000.00	0.00	-	-	(347,105.38)	3,495,600.00	37,842,494.62	12,696,531.08	8,506,457.48	8,622,303.71	7,992,573.36	37,817,865.63	
PS		22,800,000.00	2,516,800.00	0.00	25,316,800.00	22,800,000.00	0.00	-	-	-	2,516,800.00	25,316,800.00	5,779,258.80	7,075,703.15	6,013,412.77	6,448,425.28	25,316,800.00	
MOOE		11,894,000.00	631,694.62	0.00	12,525,694.62	11,894,000.00	0.00	-	-	(347,105.38)	978,800.00	12,525,694.62	6,917,272.28	1,430,754.33	2,608,890.94	1,544,148.08	12,501,065.63	
CO		0.00	0.00	0.00	0.00	0.00	0.00	-	-	-	-	0.00	0.00	0.00	0.00	0.00	0.00	
Regional Office - VII		28,077,000.00	1,362,088.70	0.00	29,439,088.70	28,077,000.00	3,610,479.70	3,610,479.70	3,610,479.70	(2,981,675.00)	733,284.00	29,439,088.70	11,505,735.39	6,712,327.27	4,210,211.78	6,996,569.01	29,424,843.45	
PS		14,618,000.00	1,743,073.70	0.00	16,361,073.70	14,618,000.00	3,610,479.70	3,610,479.70	3,610,479.70	(2,580,625.00)	713,219.00	16,361,073.70	3,065,111.06	3,944,905.86	2,802,782.41	6,534,029.12	16,346,828.45	
MOOE		13,459,000.00	-3															

Particulars	UACS CODE	Appropriation			Allotments							Current Year Obligations					
		Authorized Appropriation	Adjustments (To)/From, Realignment)	SARO Received	Adjusted Appropriations	Allotments Received	Adjustments (Withdrawal, Realignment)	ADJUSTMENTS		Adjusted Total Allotments	Transfer To	Transfer From	1st Quarter Ending 31-Mar	2nd Quarter Ending 30-Jun	3rd Quarter Ending 30-Sept	4th Quarter Ending 31-Dec	Total
								CNA	APSA								
Regional Office - XII	220010300012	17,131,000.00	4,905,077.71		22,036,077.71	17,131,000.00	0.00			(651,322.29)	5,556,400.00	22,036,077.71	3,530,031.66	3,472,703.55	3,976,065.73	10,419,109.67	21,397,910.61
PS		6,780,000.00	5,520,400.00		12,300,400.00	6,780,000.00	0.00			(36,000.00)	5,556,400.00	12,300,400.00	1,098,174.53	1,702,839.82	1,151,916.55	8,347,469.10	12,300,400.00
MOOE		10,351,000.00	-615,322.29		9,735,677.71	10,351,000.00	0.00			(615,322.29)		9,735,677.71	2,431,857.13	1,769,863.73	2,824,149.18	2,071,640.57	9,097,510.61
CO			0.00		0.00	0.00	0.00					0.00					0.00
Regional Office - XIII	220010300016	30,321,000.00	17,521,538.77		47,842,538.77	30,321,000.00	126,001.04	0.00	126,001.04	(215,451.55)	17,610,989.28	47,842,538.77	11,529,170.17	9,347,218.23	6,693,862.62	20,272,287.75	47,842,538.77
PS		21,020,000.00	14,173,426.04		35,193,426.04	21,020,000.00	126,001.04		126,001.04	(171,375.00)	14,218,800.00	35,193,426.04	5,517,710.04	7,966,572.03	5,961,484.30	15,747,659.67	35,193,426.04
MOOE		9,301,000.00	3,348,112.73		12,649,112.73	9,301,000.00	0.00			(44,076.55)	3,392,189.28	12,649,112.73	6,011,460.13	1,380,646.20	732,378.32	4,524,628.08	12,649,112.73
CO			0.00		0.00	0.00	0.00										0.00
Administration of Personnel Benefits	100000100002000	39,044,000.00	0.00		39,044,000.00	39,044,000.00	0.00	0.00	0.00	(21,603,605.91)	21,603,605.91	39,044,000.00	4,005,114.02	3,884,177.74	21,108,196.70	10,046,511.54	39,044,000.00
Central Office	2200101000000	39,044,000.00	-21,603,605.91		17,440,394.09	39,044,000.00	0.00			(21,603,605.91)	-	17,440,394.09	359,014.97	379,683.74	10,266,213.12	6,435,482.26	17,440,394.09
PS		39,044,000.00	-21,603,605.91		17,440,394.09	39,044,000.00	0.00			(21,603,605.91)	-	17,440,394.09	359,014.97	379,683.74	10,266,213.12	6,435,482.26	17,440,394.09
Regional Office - I	2200103000014	0.00	2,227,222.90		2,227,222.90	0.00	0.00			-	2,227,222.90	2,227,222.90	0.00	0.00	2,227,222.90	0.00	2,227,222.90
PS		0.00	2,227,222.90		2,227,222.90	0.00	0.00			-	2,227,222.90	2,227,222.90	0.00	0.00	2,227,222.90	0.00	2,227,222.90
Regional Office - CAR	2200103000014	0.00	2,590,107.00		2,590,107.00	0.00	0.00			-	2,590,107.00	2,590,107.00	0.00	0.00	2,590,107.00	0.00	2,590,107.00
PS		0.00	2,590,107.00		2,590,107.00	0.00	0.00			-	2,590,107.00	2,590,107.00	0.00	0.00	2,590,107.00	0.00	2,590,107.00
Regional Office - II	2200103000003	0.00	588,568.34		588,568.34	0.00	0.00			-	588,568.34	588,568.34	0.00	0.00	588,568.34	0.00	588,568.34
PS		0.00	588,568.34		588,568.34	0.00	0.00			-	588,568.34	588,568.34	0.00	0.00	588,568.34	0.00	588,568.34
Regional Office - III	2200103000004	0.00	0.00		0.00	0.00	0.00	0.00	0.00	0.00	0.00	0.00	0.00	0.00	0.00	0.00	0.00
PS		0.00	0.00		0.00	0.00	0.00	0.00	0.00	0.00	0.00	0.00	0.00	0.00	0.00	0.00	0.00
Regional Office - IVA	2200103000004	0.00	233,202.47		233,202.47	0.00	0.00			-	233,202.47	233,202.47	233,202.47	0.00	0.00	0.00	233,202.47
PS		0.00	233,202.47		233,202.47	0.00	0.00			-	233,202.47	233,202.47	233,202.47	0.00	0.00	0.00	233,202.47
Regional Office - IVB	2200103000017	0.00	3,412,896.58		3,412,896.58	0.00	0.00			-	3,412,896.58	3,412,896.58	3,412,896.58	0.00	0.00	0.00	3,412,896.58
PS		0.00	3,412,896.58		3,412,896.58	0.00	0.00			-	3,412,896.58	3,412,896.58	3,412,896.58	0.00	0.00	0.00	3,412,896.58
Regional Office - V	2200103000005	0.00	2,706,706.00		2,706,706.00	0.00	0.00			-	2,706,706.00	2,706,706.00	0.00	2,706,706.00	0.00	0.00	2,706,706.00
PS		0.00	2,706,706.00		2,706,706.00	0.00	0.00			-	2,706,706.00	2,706,706.00	0.00	2,706,706.00	0.00	0.00	2,706,706.00
Regional Office - VI	2200103000006	0.00	3,000,671.26		3,000,671.26	0.00	0.00			-	3,000,671.26	3,000,671.26	0.00	0.00	0.00	3,000,671.26	3,000,671.26
PS		0.00	3,000,671.26		3,000,671.26	0.00	0.00			-	3,000,671.26	3,000,671.26	0.00	0.00	0.00	3,000,671.26	3,000,671.26
Regional Office - IX	2200103000009	0.00	346,691.10		346,691.10	0.00	0.00			-	346,691.10	346,691.10	0.00	0.00	346,691.10	0.00	346,691.10
PS		0.00	346,691.10		346,691.10	0.00	0.00			-	346,691.10	346,691.10	0.00	0.00	346,691.10	0.00	346,691.10
Regional Office - XI	2200103000011	0.00	797,788.00		797,788.00	0.00	0.00			-	797,788.00	797,788.00	0.00	797,788.00	0.00	0.00	797,788.00
PS		0.00	797,788.00		797,788.00	0.00	0.00			-	797,788.00	797,788.00	0.00	797,788.00	0.00	0.00	797,788.00
Regional Office - XII	2200103000012	0.00	5,677,962.58		5,677,962.58	0.00	0.00			-	5,677,962.58	5,677,962.58	0.00	0.00	5,677,962.58	0.00	5,677,962.58
PS		0.00	5,677,962.58		5,677,962.58	0.00	0.00			-	5,677,962.58	5,677,962.58	0.00	0.00	5,677,962.58	0.00	5,677,962.58
Regional Office - XIII	2200103000016	0.00	21,789.68		21,789.68	0.00	0.00			-	21,789.68	21,789.68	0.00	0.00	0.00	21,789.68	21,789.68
PS		0.00	21,789.68		21,789.68	0.00	0.00			-	21,789.68	21,789.68	0.00	0.00	0.00	21,789.68	21,789.68
SUM, GASS		1,193,623,000.00	49,638,691.09		1,243,261,691.09	1,193,623,000.00	49,638,691.09	0.00	49,638,691.09	(106,458,120.48)	106,458,120.48	1,243,261,691.09	565,408,249.74	196,126,314.96	156,019,666.61	297,768,716.62	1,215,322,947.93
PS		538,844,000.00	70,932,691.09		609,776,691.09	538,844,000.00	70,932,691.09	21,294,000.00	49,638,691.09	-94,794,874.91	94,794,874.91	609,776,691.09	132,382,029.32	130,228,920.11	120,529,279.11	226,398,257.63	609,538,486.17
MOOE		654,779,000.00	-21,294,000.00		633,485,000.00	654,779,000.00	-21,294,000.00	-21,294,000.00	0.00	(11,663,245.57)	11,663,245.57	633,485,000.00	433,026,220.42	65,897,394.85	35,490,387.50	71,370,458.99	605,784,461.76
CO		0.00	0.00		0.00	0.00	0.00	0.00	0.00	-	-	0.00	0.00	0.00	0.00	0.00	0.00
		0.00	0.00		0.00	0.00	0.00	0.00	0.00	-	-	0.00	0.00	0.00	0.00	0.00	0.00
Operations	3000000000000000	3,808,327,000.00	-49,638,691.09	0.00	3,758,688,308.91	3,698,327,000.00	-49,638,691.09	0.00	-49,638,691.09	(447,820,531.64)	447,820,531.64	3,648,688,308.91	888,008,133.53	828,318,624.29	743,403,559.27	937,608,965.29	3,397,339,282.38
OO : Exports and investments increased	3100000000000000	773,356,000.00	14,491,939.37		787,847,939.37	773,356,000.00	14,491,939.37	0.00	14,491,939.37	(8,753,046.26)	8,753,046.26	787,847,939.37	281,021,520.79	209,532,839.42	188,070,634.97	98,897,633.05	777,522,628.23
EXPORTS AND INVESTMENTS DEVELOPMENT PROGRAM	3101000000000000	773,356,000.00	14,491,939.37		787,847,939.37	773,356,000.00	14,491,939.37	0.00	14,491,939.37	(8,753,046.26)	8,753,046.26	787,847,939.37	281,021,520.79	209,532,839.42	188,070,634.97	98,897,633.05	777,522,628.23
Formulation of strategic plans, programs and policies on exports and investments	310100100001000	14,185,000.00	0.00		14,185,000.00	14,185,000.00	0.00	0.00	0.00	0.00	-	14,185,000.00	556,820.01	683,547.98	223,396.99	12,011,618.51	13,475,383.49
Central Office	2200101000000	14,185,000.00	0.00		14,185,000.00	14,185,000.00	0.00	0.00	0.00	-	-	14,185,000.00	556,820.01	683,547.98	223,396.99	12,011,618.51	13,475,383.49
PS		0.00	1,189,000.00		1,189,000.00	0.00	1,189,000.00	1,189,000.00	0.00	-	1,189,000.00	0.00	0.00	0.00	1,189,000.00	1,189,000.00	
MOOE		14,185,000.00	-1,189,000.00		12,996,000.00	14,185,000.00	-1,189,000.00	(1,189,000.00)				12,996,000.00	556,820.01	683,547.98	223,396.99	10,822,618.51	12,286,383.49
Development, facilitation, and promotion of exports and investments, domestic and foreign	310100100002000	759,171,000.00	14,491,939.37		773,662,939.37	759,171,000.00	14,491,939.37	-	14,491,939.37	(8,753,046.26)	8,753,046.26	773,662,939.37	280,464,700.78	208,849,291.44	187,847,237.98	86,886,014.54	764,047,244.74
Central Office	2200101000000	555,099,000.00	16,863,925.63		571,962,925.63	555,099,000.00	16,991,939.37	-	16,991,939.37	(4,440,530.00)	4,312,516.26	571,962,925.63	234,505,974.72	154,411,104.41	145,922,270.16	28,649,947.96	563,489,297.25
PS		240,055,000.00	19,119,439.37		259,174,439.37	240,055,000.00	17,802,939.37	811,000.00	16,991,939.37	(2,000,000.00)	3,316,500.00	259,174,439.37	74,162,745.00	73,916,685.71	-2,881,129.96	259,174,400.32	
MOOE																	

Particulars	UACS CODE	Appropriation			Allotments								Current Year Obligations						
		Authorized Appropriation	Adjustments (To)/From, Realignment)	SARO Received	Adjusted Appropriations	Allotments Received	Adjustments (Withdrawal, Realignment)	ADJUSTMENTS			Adjusted Total Allotments	1st Quarter Ending 31-Mar	2nd Quarter Ending 30-Jun	3rd Quarter Ending 30-Sept	4th Quarter Ending 31-Dec	Total			
								CNA	APSA	Transfer To									
Regional Office - IVA	220010300004	6,529,000.00	-349,188.80		6,179,811.20	6,529,000.00	0.00			(359,188.80)			10,000.00	6,179,811.20	1,281,379.22	1,771,415.47	1,202,071.68	1,740,810.15	5,995,676.52
PS		4,080,000.00	-285,000.00		3,795,000.00	4,080,000.00	0.00			(285,000.00)				3,795,000.00	767,080.17	1,016,084.48	779,319.00	1,232,516.35	3,795,000.00
MOOE		2,449,000.00	-64,188.80		2,384,811.20	2,449,000.00	0.00			(74,188.80)			10,000.00	2,384,811.20	514,299.05	755,330.99	422,752.68	508,293.80	2,200,676.52
Regional Office - IVB	220010300017	9,298,000.00	-43,750.00		9,254,250.00	9,298,000.00	0.00			(53,750.00)			10,000.00	9,254,250.00	2,043,363.71	2,789,677.05	2,135,293.85	2,279,343.07	9,247,677.68
PS		7,652,000.00	-2,250.00		7,649,750.00	7,652,000.00	51,500.00		51,500.00					7,649,750.00	1,668,669.60	2,202,636.35	1,691,007.48	2,087,436.57	7,649,750.00
MOOE		1,646,000.00	-41,500.00		1,604,500.00	1,646,000.00	-51,500.00		(51,500.00)				10,000.00	1,604,500.00	374,694.11	587,040.70	444,286.37	191,906.50	1,597,927.68
Regional Office - V	220010300005	13,755,000.00	38,727.35		13,793,727.35	13,755,000.00	0.00						190,000.00	13,793,727.35	4,127,490.18	4,127,490.18	2,980,234.02	4,018,335.41	13,702,803.52
PS		10,857,000.00	-69,875.00		10,787,125.00	10,857,000.00	0.00							10,787,125.00	2,330,976.08	3,119,866.57	2,389,378.36	2,908,376.56	10,748,597.57
MOOE		2,898,000.00	108,602.35		3,006,602.35	2,898,000.00	0.00						190,000.00	3,006,602.35	245,767.83	1,007,623.61	590,855.66	1,109,958.85	2,954,205.95
Regional Office - VI	220010300006	4,698,000.00	1,140,800.00		5,838,800.00	4,698,000.00	0.00						1,140,800.00	5,838,800.00	2,478,713.59	1,563,525.20	371,275.09	1,407,347.01	5,820,860.89
PS		3,849,000.00	1,000,000.00		4,849,000.00	3,849,000.00	0.00						1,000,000.00	4,849,000.00	2,402,218.59	1,443,334.01	3,447.40	998,048.57	4,847,048.57
MOOE		849,000.00	140,800.00		989,800.00	849,000.00	0.00						140,800.00	989,800.00	76,495.00	120,191.19	367,827.69	409,298.44	973,812.32
Regional Office - VII	220010300007	17,635,000.00	-3,431,645.00		14,203,355.00	17,635,000.00	-2,500,000.00	0.00	-2,500,000.00	(1,059,125.00)			127,480.00	14,203,355.00	2,719,768.84	3,470,099.92	2,647,928.43	5,333,745.98	14,171,543.17
PS		15,241,000.00	-3,559,125.00		11,681,875.00	15,241,000.00	-2,500,000.00		-2,500,000.00	(1,059,125.00)				11,681,875.00	2,800,992.15	3,249,650.40	2,213,681.99	3,617,550.46	11,681,875.00
MOOE		2,394,000.00	127,480.00		2,521,480.00	2,394,000.00	0.00						127,480.00	2,521,480.00	118,776.69	220,449.52	434,246.44	1,716,195.52	2,489,668.17
Regional Office - VIII	220010300008	22,839,000.00	-128,000.00		22,711,000.00	22,839,000.00	0.00			(138,000.00)			10,000.00	22,711,000.00	546,227.78	6,510,682.94	9,986,669.11	5,651,546.99	19,568,000.00
PS		19,331,000.00	237,000.00		19,568,000.00	19,331,000.00	375,000.00		375,000.00	(138,000.00)				19,568,000.00	15,000.00	5,736,054.00	9,258,242.55	4,558,703.45	19,568,000.00
MOOE		3,508,000.00	-365,000.00		3,143,000.00	3,508,000.00	-375,000.00		(375,000.00)				10,000.00	3,143,000.00	531,227.78	774,628.94	728,426.56	1,092,843.54	3,127,126.82
Regional Office - IX	220010300009	11,827,000.00	172,250.00		11,999,250.00	11,827,000.00	0.00			(54,000.00)			226,250.00	11,999,250.00	2,611,040.24	2,539,170.64	2,363,701.72	4,013,121.79	11,527,034.39
PS		7,069,000.00	-54,000.00		7,015,000.00	7,069,000.00	0.00			(54,000.00)				7,015,000.00	1,379,390.24	1,789,170.64	1,299,738.92	2,546,700.20	7,015,000.00
MOOE		4,758,000.00	226,250.00		4,984,250.00	4,758,000.00	0.00						226,250.00	4,984,250.00	1,231,650.00	750,000.00	1,063,962.80	1,466,421.59	4,512,034.39
Regional Office - X	220010300010	10,219,000.00	-143,000.00		10,076,000.00	10,219,000.00	0.00			(153,000.00)			10,000.00	10,076,000.00	5,930,045.71	987,427.92	373,750.52	2,717,168.39	10,008,392.54
PS		8,348,000.00	-78,000.00		8,270,000.00	8,348,000.00	0.00			(78,000.00)				8,270,000.00	5,480,049.75	648,185.92		2,141,764.33	8,270,000.00
MOOE		1,871,000.00	-65,000.00		1,806,000.00	1,871,000.00	0.00			(75,000.00)			10,000.00	1,806,000.00	449,995.96	339,242.00	373,750.52	575,404.06	1,738,392.54
Regional Office - XI	220010300011	16,682,000.00	0.00		16,682,000.00	16,682,000.00	0.00			(195,000.00)			195,000.00	16,682,000.00	2,417,057.52	2,590,326.93	4,025,390.50	7,433,926.72	16,466,701.67
PS		13,260,000.00	180,000.00		13,440,000.00	13,260,000.00	300,000.00		300,000.00	(120,000.00)				13,440,000.00	2,392,780.86	2,522,073.05	2,199,777.39	6,325,368.70	13,440,000.00
MOOE		3,422,000.00	-180,000.00		3,242,000.00	3,422,000.00	-300,000.00		(300,000.00)				195,000.00	3,242,000.00	217,280.13	197,546.07	1,503,317.45	1,108,558.02	3,026,701.67
Regional Office - XII	220010300012	14,259,000.00	35,500.00		14,294,500.00	14,259,000.00	0.00			(90,000.00)			125,500.00	14,294,500.00	3,535,542.50	4,830,599.16	3,537,717.38	2,390,640.96	14,294,500.00
PS		11,212,000.00	10,000.00		11,222,000.00	11,212,000.00	100,000.00		100,000.00	(90,000.00)				11,222,000.00	3,084,080.50	4,110,781.72	2,893,975.61	1,133,162.17	11,222,000.00
MOOE		3,047,000.00	25,500.00		3,072,500.00	3,047,000.00	-100,000.00		(100,000.00)				125,500.00	3,072,500.00	451,462.00	719,817.44	643,741.77	1,257,478.79	3,072,500.00
Regional Office - XIII	220010300016	10,417,000.00	693,770.19		11,110,770.19	10,417,000.00	0.00			(486,229.81)			1,180,000.00	11,110,770.19	3,296,907.32	2,419,631.47	2,007,403.69	3,386,827.71	11,110,770.19
PS		7,198,000.00	-60,000.00		7,138,000.00	7,198,000.00	0.00			(60,000.00)				7,138,000.00	764,096.14	1,370,397.36	1,796,678.79	3,206,827.71	7,138,000.00
MOOE		3,219,000.00	753,770.19		3,972,770.19	3,219,000.00	0.00			(426,229.81)			1,180,000.00	3,972,770.19	2,532,811.18	1,049,234.11	210,724.90	180,000.00	3,972,770.19
Sum, OO1	773,356,000.00	773,356,000.00	14,491,939.37		787,847,939.37	773,356,000.00	14,491,939.37		-	14,491,939.37	(8,753,046.26)			787,847,939.37	281,021,520.79	209,532,839.42	188,070,634.97	98,897,633.05	777,522,628.23
PS	409,472,000.00	409,472,000.00	17,318,439.37		426,790,439.37	409,472,000.00	17,318,439.37		2,826,500.00	14,491,939.37	(5,316,500.00)			426,790,439.37	112,151,623.50	120,155,619.85	148,663,894.89	45,778,136.09	426,749,274.33
MOOE	359,464,000.00	359,464,000.00	-2,826,500.00		356,637,500.00	359,464,000.00	-2,826,500.00		(2,826,500.00)	-	(3,436,546.26)			356,637,500.00	167,484,148.42	88,921,910.30	37,918,777.77	52,028,521.95	346,353,358.44
FINEX	4,420,000.00	4,420,000.00	0.00		4,420,000.00	4,420,000.00	0.00		-	-	-			4,420,000.00	1,385,748.87	455,309.27	1,487,962.31	1,090,975.01	4,419,995.46
CO			0.00		0.00	0.00			-	-	-								
OO : Industries developed	3200000000000000	899,087,000.00	-6,491,375.29		892,595,624.71	789,087,000.00	-6,491,375.29	0.00	-6,491,375.29	-108,721,631.82			108,721,631.82	782,595,624.71	156,379,026.83	118,587,297.81	107,609,305.64	256,287,318.32	638,862,948.60
INDUSTRY DEVELOPMENT PROGRAM	3201000000000000	529,943,000.00	-6,491,375.29		523,451,624.71	529,943,000.00	-6,491,375.29		-	(6,491,375.29)	(4,223,205.82)			523,451,624.71	153,956,970.42	117,426,180.81	90,741,379.93	127,243,791.25	489,368,322.41
Formulation of strategic plans, programs, and policies to develop competitive industries	3201001000010000	437,041,000.00	-7,073,990.22		429,967,009.78	437,041,000.00	-7,073,990.22		-	(7,073,990.22)	(4,223,205.82)			429,967,009.78	138,919,240.77	92,204,278.32	63,319,224.78	103,869,484.84	398,312,228.71
Central Office	22001010000000	302,376,000.00	-7,659,594.00		294,716,406.00	302,376,000.00	-7,073,990.22			(7,073,990.22)	(2,149,404.80)			294,716,406.00	114,169,053.31	61,097,170.24	30,280,230.21	59,319,071.61	264,865,625.37
PS		140,244,000.00	-6,037,490.22		134,206,509.78	140,244,000.00	-7,073,990.22			(7,073,990.22)				134,206,509.78	52,558,028.29	36,519,397.34	40,763,792.94	134,206,422.13	134,206,422.13
MOOE		161,582,000.00	-1,622,103.78		159,959,896.22	161,582,000.00	0.00												

Particulars	UACS CODE	Appropriation				Allotments						Current Year Obligations				Total
		Authorized Appropriation	Adjustments (To)/From, Realignment)	SARO Received	Adjusted Appropriations	Allotments Received	Adjustments (Withdrawal, Realignment)	ADJUSTMENTS			Adjusted Total Allotments	1st Quarter Ending 31-Mar	2nd Quarter Ending 30-Jun	3rd Quarter Ending 30-Sept	4th Quarter Ending 31-Dec	
								CNA	APSA	Transfer To						
Regional Office - VI	220010300006	3,104,000.00	500,000.00		3,604,000.00	3,104,000.00	0.00	0.00				500,000.00	3,604,000.00	856,781.45	3,527,813.55	
PS			509,000.00		509,000.00	0.00	9,000.00	9,000.00				500,000.00	509,000.00	0.00	508,504.77	
MOOE		3,104,000.00	-9,000.00		3,095,000.00	3,104,000.00	-9,000.00	(9,000.00)					3,095,000.00	2,174,866.25	3,019,308.78	
Regional Office - VII	220010300007	7,575,000.00	-243,150.00		7,331,850.00	7,575,000.00	0.00			(561,650.00)	318,500.00	7,331,850.00	846,098.34	7,198,481.19		
PS			-521,500.00		3,591,500.00	4,113,000.00	0.00			(521,500.00)		3,591,500.00	575,285.70	3,589,500.00		
MOOE		3,462,000.00	278,350.00		3,740,350.00	3,462,000.00	0.00			(40,150.00)	318,500.00	3,740,350.00	270,812.64	3,608,981.19		
Regional Office - VIII	220010300008	3,261,000.00	-12,000.00		3,249,000.00	3,261,000.00	0.00	0.00		(12,000.00)		3,249,000.00	95,025.52	3,205,769.35		
PS			52,000.00		2,517,000.00	2,465,000.00	64,000.00	64,000.00		(12,000.00)		2,517,000.00	0.00	2,517,000.00		
MOOE		796,000.00	-64,000.00		732,000.00	796,000.00	-64,000.00	(64,000.00)				732,000.00	95,025.52	688,769.35		
Regional Office - IX	220010300009	13,790,000.00	-72,000.00		13,718,000.00	13,790,000.00	0.00			(72,000.00)		13,718,000.00	2,448,805.50	13,209,682.92		
PS			-72,000.00		10,725,000.00	10,797,000.00	0.00			(72,000.00)		10,725,000.00	2,050,783.75	10,725,000.00		
MOOE		2,993,000.00	0.00		2,993,000.00	2,993,000.00	0.00					2,993,000.00	398,021.75	2,484,682.92		
Regional Office - X	220010300010	12,379,000.00	-266,000.00		12,113,000.00	12,379,000.00	0.00			(266,000.00)		12,113,000.00	1,114,035.94	11,769,584.41		
PS			-42,000.00		6,848,000.00	6,890,000.00	0.00			(42,000.00)		6,848,000.00	471,269.40	6,848,000.00		
MOOE		5,489,000.00	-224,000.00		5,265,000.00	5,489,000.00	0.00			(224,000.00)		5,265,000.00	642,766.54	4,921,584.41		
Regional Office - XI	220010300011	15,305,000.00	234,000.00		15,539,000.00	15,305,000.00	0.00			(66,000.00)	300,000.00	15,539,000.00	2,213,832.70	15,275,094.15		
PS			-66,000.00		10,422,000.00	10,488,000.00	0.00			(66,000.00)		10,422,000.00	1,368,998.62	10,422,000.00		
MOOE		4,817,000.00	300,000.00		5,117,000.00	4,817,000.00	0.00				300,000.00	5,117,000.00	844,834.08	4,853,094.15		
Regional Office - XII	220010300012	16,376,000.00	17,508.00		16,393,508.00	16,376,000.00	0.00			(96,000.00)	113,508.00	16,393,508.00	3,840,510.38	16,393,508.00		
PS			-96,000.00		13,291,000.00	13,195,000.00	0.00			(96,000.00)		13,195,000.00	2,949,481.53	13,195,000.00		
MOOE		3,085,000.00	113,508.00		3,198,508.00	3,085,000.00	0.00				113,508.00	3,198,508.00	891,028.85	3,198,508.00		
Regional Office - XIII	220010300016	14,110,000.00	208,716.98		14,318,716.98	14,110,000.00	0.00			(95,383.02)	304,100.00	14,318,716.98	5,089,995.14	14,318,716.98		
PS			-66,000.00		9,332,000.00	9,398,000.00	0.00			(66,000.00)		9,332,000.00	1,766,426.70	9,332,000.00		
MOOE		4,712,000.00	274,716.98		4,986,716.98	4,712,000.00	0.00			(29,383.02)	304,100.00	4,986,716.98	3,323,568.44	4,986,716.98		
Promotion of competitiveness through administration of awards program, voluntary certification and accreditation programs	320100100002000	92,902,000.00	582,614.93		93,484,614.93	92,902,000.00	582,614.93	-		582,614.93	-	93,484,614.93	15,037,729.65	91,056,093.70		
Central Office	220010100000	92,902,000.00	582,614.93		93,484,614.93	92,902,000.00	582,614.93	-		582,614.93	-	93,484,614.93	15,037,729.65	91,056,093.70		
PS			582,614.93		41,107,614.93	40,525,000.00	582,614.93	-		582,614.93	-	41,107,614.93	5,872,570.82	41,107,614.93		
MOOE		52,377,000.00	0.00		52,377,000.00	52,377,000.00	0.00			-	-	52,377,000.00	9,165,158.83	49,948,478.77		
PROJECT(s)		369,144,000.00	0.00		369,144,000.00	259,144,000.00	0.00	0.00	0.00	-104,498,426.00	104,498,426.00	259,144,000.00	2,422,056.41	149,494,626.19		
Locally-Funded Projects		369,144,000.00	0.00		369,144,000.00	259,144,000.00	0.00	0.00	0.00	-104,498,426.00	104,498,426.00	259,144,000.00	2,422,056.41	149,494,626.19		
Go Lokal	320100200002000	9,144,000.00	0.00		9,144,000.00	9,144,000.00	0.00	0.00	0.00	-137,000.00	137,000.00	9,144,000.00	2,422,056.41	7,128,523.37		
Central Office	220010100000	9,144,000.00	-137,000.00		9,007,000.00	9,144,000.00	0.00			(137,000.00)		9,007,000.00	2,422,056.41	6,991,523.37		
MOOE		9,144,000.00	-137,000.00		9,007,000.00	9,144,000.00	0.00			(137,000.00)		9,007,000.00	2,422,056.41	6,991,523.37		
Regional Office - X	220010300010	0.00	137,000.00		137,000.00	0.00	0.00	0.00	0.00	0.00	137,000.00	137,000.00	0.00	137,000.00		
MOOE		0.00	137,000.00		137,000.00	0.00	0.00	0.00	0.00	0.00	137,000.00	137,000.00	0.00	137,000.00		
Malikhaing Pinoy Program	320100200005000	360,000,000.00	0.00		360,000,000.00	250,000,000.00	0.00	0.00	0.00	-104,361,426.00	104,361,426.00	250,000,000.00	0.00	142,366,102.82		
Central Office	220010100000	360,000,000.00	-104,361,426.00		255,638,574.00	250,000,000.00	0.00			(104,361,426.00)		250,000,000.00	0.00	50,868,432.59		
MOOE		360,000,000.00	-104,361,426.00		255,638,574.00	250,000,000.00	0.00			(104,361,426.00)		250,000,000.00	0.00	50,868,432.59		
Regional Office - I		0.00	10,524,200.00		10,524,200.00	0.00	0.00				10,524,200.00	10,524,200.00	0.00	9,673,593.84		
MOOE			10,524,200.00		10,524,200.00	0.00	0.00				10,524,200.00	10,524,200.00	0.00	9,673,593.84		
Regional Office - CAR		0.00	4,550,000.00		4,550,000.00	0.00	0.00				4,550,000.00	4,550,000.00	0.00	4,550,000.00		
MOOE			4,550,000.00		4,550,000.00	0.00	0.00				4,550,000.00	4,550,000.00	0.00	4,550,000.00		
Regional Office - II		0.00	5,600,000.00		5,600,000.00	0.00	0.00				5,600,000.00	5,600,000.00	0.00	4,909,439.85		
MOOE			5,600,000.00		5,600,000.00	0.00	0.00				5,600,000.00	5,600,000.00	0.00	4,909,439.85		
Regional Office - III		0.00	12,383,756.00		12,383,756.00	0.00	0.00				12,383,756.00	12,383,756.00	0.00	10,783,756.00		
MOOE			12,383,756.00		12,383,756.00	0.00	0.00				12,383,756.00	12,383,756.00	0.00	10,783,756.00		
Regional Office - IVA		0.00	3,516,000.00		3,516,000.00	0.00	0.00				3,516,000.00	3,516,000.00	0.00	2,923,701.26		
MOOE			3,516,000.00		3,516,000.00	0.00	0.00				3,516,000.00	3,516,000.00	0.00	2,923,701.26		
Regional Office - IVB		0.00	162,000.00		162,000.00	0.00	0.00				162,000.00	162,000.00	0.00	60,296.71		
MOOE			162,000.00		162,000.00	0.00	0.00				162,000.00	162,000.00	0.00	60,296.71		
Regional Office - V		0.00	5,640,000.00		5,640,000.00	0.00	0.00				5,640,000.00	5,640,000.00	0.00	5,640,000.00		
MOOE			5,640,000.00		5,640,000.00	0.00	0.00				5,640,000.00	5,640,000.00	0.00	5,640,000.00		
Regional Office - VI		0.00	7,200,000.00		7,200,000.00	0.00	0.00				7,200,000.00	7,200,000.00	0.00	6,707,485.38		
MOOE			7,200,000.00		7,200,000.00	0.00	0.00				7,200,000.00	7,200,000.00	0.00	6,707,485.38		
Regional Office - VII		0.00	7,400,000.00		7,400,000.00	0.00	0.00				7,400,000.00	7,400,000.00	0.00	2,500,000.00		
MOOE			7,400,000.00		7,400,000.00	0.00	0.00				7,400,000.00	7,400,000.00	0.00	2,500,000.00		
Regional Office - VIII		0.00	4,493,920.00		4,493,920.00	0.00	0.00				4,493,920.00	4,493,920.00	0.00	4,122,456.98		
MOOE			4,493,920.00		4,493,920.00	0.00	0.00				4,493,920.00	4,493,920.00	0.00	4,122,456.98		
Regional Office - IX		0.00	8,833,050.00		8,833,050.00	0.00	0.00				8,833,050.00	8,833,050.00	0.00	7,935,176.70		
MOOE			8,833,050.00		8,833,050.00	0.00	0.00				8,833,050.00	8,833,050.00	0.00	7,935,176.70		
Regional Office - X		0.00	6,030,000.00		6,030,000.00	0.00	0.00				6,030,000.00	6,030,000.00	0.00	6,030,000.00		
MOOE			6,030,000.00		6,030,000.00	0.00	0.00				6,030,000.00	6,030,000.00	0.00	6,030,000.00		
Regional Office - XI		0.00	19,250,000.00		19,250,000.00	0.00	0.00				19,250,000.00	19,250,000.00	0.00	19,229,985.19		
MOOE			19,250,000.00		19,250,000.00	0.00	0.00				19,250,000.00	19,250,000.00	0.00	19,229,985.19		
Regional Office - XII		0.00	5,778,500.00		5											

Particulars	UACS CODE	Appropriation				Allotments								Current Year Obligations				
		Authorized Appropriation	Adjustments (To)/From, Realignment)	SARO Received	Adjusted Appropriations	Allotments Received	Adjustments (Withdrawal, Realignment)	ADJUSTMENTS				Adjusted Total Allotments	1st Quarter Ending 31-Mar	2nd Quarter Ending 30-Jun	3rd Quarter Ending 30-Sept	4th Quarter Ending 31-Dec	Total	
								CNA	APSA	Transfer To	Transfer From							
OO : MSMEs assisted and developed	33000000000000	1,609,525,000.00	-56,154,600.11		1,553,370,399.89	1,609,525,000.00	-56,154,600.11	0.00	-56,154,600.11	-326,439,441.66	326,439,441.66	1,553,370,399.89	314,395,701.62	370,031,282.84	352,707,004.96	424,636,270.31	1,461,770,259.73	
MSME DEVELOPMENT PROGRAM	33010000000000	736,790,000.00	-56,154,600.11		680,635,399.89	736,790,000.00	-56,154,600.11	0.00	-56,154,600.11	-162,575,103.90	162,575,103.90	680,635,399.89	161,239,209.29	178,863,629.80	137,713,917.52	195,545,906.31	673,362,662.91	
Formulation of strategic plans, programs and policies on MSME development	330100100001000	11,137,000.00	0.00		11,137,000.00	11,137,000.00	0.00	0.00	0.00	-	-	11,137,000.00	6,802,171.61	1,652,280.23	-1,851,736.70	3,906,146.93	10,508,862.07	
Central Office	220010100000	11,137,000.00	0.00		11,137,000.00	11,137,000.00	0.00					11,137,000.00	6,802,171.61	1,652,280.23	-1,851,736.70	3,906,146.93	10,508,862.07	
PS		6,438,000.00	0.00		6,438,000.00	6,438,000.00	0.00					6,438,000.00	4,992,485.48	193,367.74	-1,884,495.65	3,136,642.43	6,438,000.00	
MOOE		4,699,000.00	0.00		4,699,000.00	4,699,000.00	0.00					4,699,000.00	1,809,686.13	1,458,912.49	32,758.95	769,504.50	4,070,862.07	
Regional Office - VI	220010300006	0.00	0.00		0.00	0.00	0.00					0.00	0.00	0.00	0.00	0.00	0.00	
PS			0.00		0.00	0.00	0.00					0.00	0.00	0.00	0.00	0.00	0.00	
MOOE			0.00		0.00	0.00	0.00					0.00	0.00	0.00	0.00	0.00	0.00	
Implementation of the MSME Development Plan and other initiatives to promote the growth of Micro, Small and Medium Enterprises	330100100002000	583,047,000.00	-29,924,668.30		553,122,331.70	583,047,000.00	-29,924,668.30	0.00	-29,924,668.30	-56,885,052.47	56,885,052.47	553,122,331.70	131,078,661.61	145,420,144.23	112,340,447.91	158,359,814.43	547,199,068.17	
Central Office	220010100000	161,389,000.00	-62,360,364.61		99,028,635.39	161,389,000.00	-29,284,188.60		(29,284,188.60)	(44,980,614.24)	11,904,438.23	99,028,635.39	32,233,648.57	15,506,796.18	15,105,739.67	35,833,524.92	98,679,709.34	
PS		106,210,000.00	-66,042,793.84		40,167,206.16	106,210,000.00	-27,524,188.60	1,760,000.00	(29,284,188.60)	(41,049,480.24)	2,530,875.00	40,167,206.16	11,710,372.29	10,466,238.84	7,121,507.49	10,869,087.54	40,167,206.16	
MOOE		55,179,000.00	3,682,429.23		58,861,429.23	55,179,000.00	-1,760,000.00	(1,760,000.00)		(3,931,134.00)	9,373,563.23	58,861,429.23	20,523,276.28	5,040,557.34	7,984,232.18	24,964,437.38	58,512,503.18	
REGIONS-SUM 3.1.2	220010300001	421,658,000.00	32,435,696.31		454,093,696.31	421,658,000.00	-640,479.70	0.00	-640,479.70	-11,904,438.23	44,980,614.24	454,093,696.31	98,845,013.04	129,913,348.05	97,234,708.24	122,526,289.51	448,519,358.83	
PS		258,870,000.00	40,381,125.54		299,251,125.54	258,870,000.00	1,862,520.30	2,503,000.00	-640,479.70	-2,530,875.00	41,049,480.24	299,251,125.54	63,798,424.53	86,659,172.34	58,341,623.27	89,587,134.63	298,386,354.77	
MOOE		162,788,000.00	-7,945,429.23		154,842,570.77	162,788,000.00	-2,503,000.00	-2,503,000.00	0.00	-9,373,563.23	3,931,134.00	154,842,570.77	35,046,588.51	43,254,175.71	38,893,084.97	32,939,154.88	150,133,004.06	
CO																		
Regional Office - I	220010300001	40,192,000.00	2,315,834.00		42,507,834.00	40,192,000.00	0.00			(172,000.00)	2,487,834.00	42,507,834.00	10,264,280.83	11,564,220.07	7,226,149.10	13,215,875.84	42,270,525.84	
PS		31,530,000.00	2,156,800.00		33,686,800.00	31,530,000.00	0.00			(172,000.00)	2,328,800.00	33,686,800.00	9,158,553.68	8,690,605.97	4,466,323.11	11,363,715.15	33,679,197.91	
MOOE		8,662,000.00	159,034.00		8,821,034.00	8,662,000.00	0.00				159,034.00	8,821,034.00	1,105,727.15	2,873,614.10	2,759,825.99	1,852,160.69	8,591,327.93	
Regional Office - CAR	220010300014	28,739,000.00	2,785,607.99		31,524,607.99	28,739,000.00	0.00			(647,212.01)	3,432,820.00	31,524,607.99	10,506,077.57	7,806,940.66	6,971,689.11	5,997,663.37	31,282,370.71	
PS		15,554,000.00	3,136,695.00		18,690,695.00	15,554,000.00	0.00			(123,625.00)	3,260,320.00	18,690,695.00	4,009,754.71	5,480,263.52	4,506,842.32	4,525,947.17	18,522,807.72	
MOOE		13,185,000.00	-351,087.01		12,833,912.99	13,185,000.00	0.00			(523,587.01)	172,500.00	12,833,912.99	6,496,322.86	2,326,677.14	2,464,846.79	1,471,716.20	12,759,562.99	
Regional Office - II	220010300002	26,562,000.00	1,299,412.17		27,861,412.17	26,562,000.00	0.00			(1,119,355.21)	2,418,767.38	27,861,412.17	5,188,371.81	7,512,542.99	7,537,512.26	7,622,511.20	27,860,938.26	
PS		14,669,000.00	2,297,167.38		16,966,167.38	14,669,000.00	200,000.00	200,000.00		(126,000.00)	2,223,167.38	16,966,167.38	4,067,811.72	5,137,696.04	4,145,458.92	3,614,726.79	16,965,693.47	
MOOE		11,893,000.00	-997,755.21		10,895,244.79	11,893,000.00	-200,000.00	(200,000.00)		(993,355.21)	195,600.00	10,895,244.79	1,120,560.09	2,374,846.95	3,392,053.34	4,007,784.41	10,680,944.79	
Regional Office - III	220010300003	41,734,000.00	3,158,945.00		44,892,945.00	41,734,000.00	0.00			(287,375.00)	3,446,320.00	44,892,945.00	10,181,263.54	11,604,287.28	11,610,450.61	11,496,943.57	44,892,945.00	
PS		25,273,000.00	3,093,695.00		28,366,695.00	25,273,000.00	0.00			(166,625.00)	3,260,320.00	28,366,695.00	5,928,803.19	7,648,757.60	6,017,174.59	8,771,959.62	28,366,695.00	
MOOE		16,461,000.00	65,250.00		16,526,250.00	16,461,000.00	0.00			(120,750.00)	3,186,000.00	16,526,250.00	4,252,460.35	3,955,529.68	5,593,276.02	2,724,983.95	16,526,250.00	
Regional Office - IVA	220010300004	25,478,000.00	2,492,560.00		27,970,560.00	25,478,000.00	0.00			(642,000.00)	3,134,560.00	27,970,560.00	5,403,266.44	7,732,367.10	5,258,308.89	8,718,010.14	27,111,952.57	
PS		16,474,000.00	2,152,560.00		18,626,560.00	16,474,000.00	0.00			(642,000.00)	2,794,560.00	18,626,560.00	3,668,759.17	4,816,842.30	3,811,017.79	6,329,940.16	18,626,559.42	
MOOE		9,004,000.00	340,000.00		9,344,000.00	9,004,000.00	0.00				340,000.00	9,344,000.00	1,734,507.27	2,915,524.80	1,447,291.10	2,388,069.98	8,485,393.15	
Regional Office - IVB	220010300017	30,714,000.00	2,361,860.91		33,075,860.91	30,714,000.00	0.00			(646,699.09)	3,008,560.00	33,075,860.91	7,247,911.52	7,194,175.58	8,016,255.75	10,472,713.84	32,931,056.69	
PS		18,543,000.00	2,697,810.00		21,240,810.00	18,543,000.00	0.00			(96,750.00)	2,794,560.00	21,240,810.00	3,230,320.70	4,207,716.08	3,621,979.76	10,173,527.24	21,233,543.78	
MOOE		12,171,000.00	-335,949.09		11,835,050.91	12,171,000.00	0.00			(993,945.09)	214,000.00	11,835,050.91	4,017,590.82	2,986,459.50	4,394,275.99	2,979,186.60	11,697,512.91	
Regional Office - V	220010300005	34,744,000.00	2,740,020.00		37,484,020.00	34,744,000.00	0.00			(746,300.00)	3,486,320.00	37,484,020.00	7,069,321.02	10,787,003.39	7,852,581.60	11,124,101.91	36,833,007.92	
PS		26,285,000.00	3,209,820.00		29,494,820.00	26,285,000.00	100,000.00	100,000.00		(150,500.00)	3,260,320.00	29,494,820.00	6,038,825.27	7,788,015.19	6,148,200.44	8,975,235.91	28,950,276.81	
MOOE		8,459,000.00	-469,800.00		7,989,200.00	8,459,000.00	-100,000.00	(100,000.00)		(595,800.00)	2,298,000.00	7,989,200.00	1,030,495.75	2,148,866.00	1,704,381.16	2,148,866.00	7,882,371.11	
Regional Office - VI	220010300006	27,567,000.00	870,947.81		28,437,947.81	27,567,000.00	0.00			(2,287,852.19)	3,158,800.00	28,437,947.81	3,692,112.54	6,892,667.33	6,486,625.22	10,956,509.01	28,027,914.10	
PS		16,583,000.00	2,257,925.00		18,840,925.00	16,583,000.00	300,000.00	300,000.00		(370,875.00)	2,328,800.00	18,840,925.00	2,490,070.86	3,664,711.26	3,486,000.85	9,200,119.67	18,840,902.64	
MOOE		10,984,000.00	-1,386,977.19		9,597,022.81	10,984,000.00	-300,000.00	(300,000.00)		(1,916,977.19)	830,000.00	9,597,022.81	3,227,956.07	3,000,624.37	3,000,624.37	1,756,389.34	9,187,011.46	
Regional Office - VII	220010300007	29,211,000.00	592,401.17		29,803,401.17	29,211,000.00	-640,479.70		(640,479.70)	(1,217,919.13)	2,450,800.00	29,803,401.17	6,547,678.87	8,176,713.73	5,244,893.76	9,421,908.79	29,391,195.15	
PS		17,500,000.00	2,186,195.30		19,686,195.30	17,500,000.00	-40,479.70	600,000.00	(640,479.70)	-102,125.00	2,328,800.00	19,686,195.30	3,977,725.20	5,212,765.32	3,947,297.54	6,457,016.45	19,594,804.51	
MOOE		11,711,000.00	-1,593,794.13</															

Particulars	UACS CODE	Appropriation				Allotments							Current Year Obligations				
		Authorized Appropriation	Adjustments (To)/From, Realignment)	SARO Received	Adjusted Appropriations	Allotments Received	Adjustments (Withdrawal, Realignment)	ADJUSTMENTS		Transfer To	Transfer From	Adjusted Total Allotments	1st Quarter Ending 31-Mar	2nd Quarter Ending 30-Jun	3rd Quarter Ending 30-Sept	4th Quarter Ending 31-Dec	Total
								CNA	APSA								
Regional Office - CAR	220010300014	0.00	7,899,621.54		7,899,621.54	0.00	0.00				7,899,621.54	2,202,339.80	1,783,986.96	2,600,899.48	7,895,667.50		
PS			5,937,321.54		5,937,321.54	0.00	0.00				5,937,321.54	1,061,108.94	1,792,858.25	1,851,891.87	5,933,367.50		
MOOE			1,962,300.00		1,962,300.00	0.00	0.00				1,962,300.00	247,332.32	409,481.55	556,478.52	1,962,300.00		
Regional Office - II	220010300002	0.00	7,117,771.70		7,117,771.70	0.00	0.00				7,117,771.70	1,190,847.63	1,718,394.98	2,391,314.97	7,079,672.63		
PS			5,417,771.70		5,417,771.70	0.00	0.00				5,417,771.70	1,138,659.77	1,495,307.55	1,158,383.40	5,393,005.72		
MOOE			1,700,000.00		1,700,000.00	0.00	0.00				1,700,000.00	52,187.86	283,807.50	560,011.58	1,686,666.91		
Regional Office - III	220010300003	0.00	9,512,260.47		9,512,260.47	0.00	0.00				9,512,260.47	1,866,115.02	2,946,115.02	1,866,203.72	9,512,260.47		
PS			6,950,260.47		6,950,260.47	0.00	0.00				6,950,260.47	1,456,619.88	1,869,483.88	1,456,619.88	6,950,260.47		
MOOE			2,562,000.00		2,562,000.00	0.00	0.00				2,562,000.00	328,609.14	1,076,631.14	409,583.84	2,562,000.00		
Regional Office - IVA	220010300004	0.00	6,959,006.44		6,959,006.44	0.00	0.00				6,959,006.44	1,410,772.88	2,040,416.65	1,591,824.70	6,958,611.52		
PS			5,259,006.44		5,259,006.44	0.00	0.00				5,259,006.44	1,123,820.88	1,441,984.88	1,111,557.60	5,258,611.52		
MOOE			1,700,000.00		1,700,000.00	0.00	0.00				1,700,000.00	286,952.00	598,431.77	474,267.10	1,700,000.00		
Regional Office - IVB	220010300017	0.00	6,142,556.69		6,142,556.69	0.00	0.00				6,142,556.69	1,210,535.80	1,504,987.60	1,743,646.13	5,937,260.39		
PS			4,482,556.69		4,482,556.69	0.00	0.00				4,482,556.69	958,990.60	1,088,077.08	966,823.05	4,440,785.90		
MOOE			1,660,000.00		1,660,000.00	0.00	0.00				1,660,000.00	251,545.20	390,013.78	538,164.55	1,496,474.49		
Regional Office - V	220010300005	0.00	7,788,797.27		7,788,797.27	0.00	0.00				7,788,797.27	1,196,630.88	2,181,239.78	1,869,911.94	7,788,797.27		
PS			5,953,497.27		5,953,497.27	0.00	0.00				5,953,497.27	1,022,634.30	1,609,003.36	1,400,320.44	5,953,497.27		
MOOE			1,835,300.00		1,835,300.00	0.00	0.00				1,835,300.00	173,996.58	572,236.42	469,591.50	1,835,300.00		
Regional Office - VI	220010300006	0.00	8,006,221.45		8,006,221.45	0.00	0.00				8,006,221.45	1,414,078.14	2,454,414.14	1,757,824.62	7,963,807.98		
PS			6,194,221.45		6,194,221.45	0.00	0.00				6,194,221.45	1,299,878.12	1,692,255.08	1,925,605.11	6,194,221.45		
MOOE			1,812,000.00		1,812,000.00	0.00	0.00				1,812,000.00	137,595.00	762,159.06	457,946.50	1,769,586.53		
Regional Office - VII	220010300007	0.00	7,071,536.96		7,071,536.96	0.00	-470,000.00			(470,000.00)	7,541,536.96	1,723,988.16	2,334,441.87	1,335,571.25	7,040,894.62		
PS			5,106,536.96		5,106,536.96	0.00	-470,000.00			(470,000.00)	5,576,536.96	1,144,059.88	1,563,243.87	1,074,269.25	5,106,314.44		
MOOE			1,965,000.00		1,965,000.00	0.00	0.00				1,965,000.00	579,928.28	771,198.00	261,302.00	1,934,580.18		
Regional Office - VIII	220010300008	0.00	8,909,905.94		8,909,905.94	0.00	0.00				8,909,905.94	1,807,038.02	2,641,184.67	2,103,198.94	8,909,304.72		
PS			6,811,905.94		6,811,905.94	0.00	0.00				6,811,905.94	1,456,619.76	1,869,483.88	1,475,743.94	6,811,304.72		
MOOE			2,098,000.00		2,098,000.00	0.00	0.00				2,098,000.00	350,418.26	771,700.79	627,455.00	2,098,000.00		
Regional Office - IX	220010300009	0.00	6,347,852.47		6,347,852.47	0.00	0.00				6,347,852.47	1,342,911.62	1,719,240.61	1,574,620.55	6,301,206.23		
PS			4,958,852.47		4,958,852.47	0.00	0.00				4,958,852.47	1,022,758.62	1,357,865.94	1,098,169.51	4,956,801.52		
MOOE			1,389,000.00		1,389,000.00	0.00	0.00				1,389,000.00	320,153.00	361,374.67	476,451.04	1,344,404.71		
Regional Office - X	220010300010	0.00	7,172,536.96		7,172,536.96	0.00	0.00				7,172,536.96	1,435,808.18	2,027,883.07	1,679,237.11	7,165,461.29		
PS			5,576,536.96		5,576,536.96	0.00	0.00				5,576,536.96	1,192,945.92	1,531,321.92	1,149,000.26	5,575,493.26		
MOOE			1,596,000.00		1,596,000.00	0.00	0.00				1,596,000.00	242,862.26	496,561.15	530,236.85	1,589,968.03		
Regional Office - XI	220010300011	0.00	6,292,352.47		6,292,352.47	0.00	0.00				6,292,352.47	1,273,331.33	1,793,167.90	1,508,167.50	6,292,352.47		
PS			4,958,852.47		4,958,852.47	0.00	0.00				4,958,852.47	1,059,617.38	1,362,258.94	1,061,108.94	4,958,852.47		
MOOE			1,333,500.00		1,333,500.00	0.00	0.00				1,333,500.00	213,713.95	430,908.96	447,058.56	1,333,500.00		
Regional Office - XII	220010300012	0.00	4,399,306.40		4,399,306.40	0.00	0.00				4,399,306.40	717,761.92	1,079,488.90	1,206,919.85	4,399,306.40		
PS			3,136,806.40		3,136,806.40	0.00	0.00				3,136,806.40	527,347.92	615,911.90	860,142.18	3,136,806.40		
MOOE			1,262,500.00		1,262,500.00	0.00	0.00				1,262,500.00	190,414.00	463,577.00	346,777.67	1,262,500.00		
Regional Office - XIII	220010300016	0.00	6,868,870.66		6,868,870.66	0.00	-126,001.04			(126,001.04)	6,994,871.70	1,465,802.23	1,496,811.04	1,834,430.12	6,661,009.40		
PS			5,291,770.66		5,291,770.66	0.00	-126,001.04			(126,001.04)	5,417,771.70	1,158,383.40	1,327,327.54	1,016,791.30	5,083,909.40		
MOOE			1,577,100.00		1,577,100.00	0.00	0.00				1,577,100.00	307,418.83	169,483.50	817,638.82	1,577,100.00		
PROJECTS		872,735,000.00	0.00		872,735,000.00	872,735,000.00	0.00	0.00	0.00	-163,864,337.76	163,864,337.76	872,735,000.00	153,156,492.33	191,167,653.04	214,993,087.45	788,407,596.82	
Locally-Funded Projects		764,242,000.00	0.00		764,242,000.00	764,242,000.00	0.00	0.00	0.00	-114,818,011.38	114,818,011.38	764,242,000.00	145,799,169.13	183,040,846.86	199,742,633.31	736,523,509.72	
Establishment of Negosyo Centers	330100200001000	486,764,000.00	0.00		486,764,000.00	486,764,000.00	0.00			(2,167,298.58)	2,167,298.58	486,764,000.00	118,403,929.31	123,383,997.98	126,122,614.60	473,524,328.77	
Central Office	220010100000	20,363,000.00	2,101,584.29		22,464,584.29	20,363,000.00	0.00				22,464,584.29	8,079,543.45	11,759,520.61	0.00	21,687,955.29		
MOOE		20,363,000.00	2,101,584.29		22,464,584.29	20,363,000.00	0.00				22,464,584.29	8,079,543.45	11,759,520.61	0.00	21,687,955.29		
CO		0.00	0.00		0.00	0.00	0.00				0.00	0.00	0.00	0.00	0.00		
Regional Office - I	220010300001	22,929,000.00	-145,575.97		22,783,424.03	22,929,000.00	0.00	0.00		-145,575.97	22,783,424.03	5,548,118.02	4,563,902.35	5,359,839.76	22,494,309.25		
MOOE		22,929,000.00	-145,575.97		22,783,424.03	22,929,000.00	0.00			(145,575.97)	22,783,424.03	5,548,118.02	4,563,902.35	5,359,839.76	22,494,309.25		
CO		0.00	0.00		0.00	0.00	0.00			0.00	0.00	0.00	0.00	0.00	0.00		
Regional Office - CAR	220010300014	24,028,000.00	-167,151.06		23,860,848.94	24,028,000.00	0.00			(167,151.06)	23,860,848.94	3,551,796.26	6,557,803.93	5,886,298.51	21,394,729.04		
MOOE		24,028,000.00	-167,151.06		23,860,848.94	24,028,000.00	0.00			(167,151.06)	23,860,848.94	3,551,796.26	6,557,803.93	5,886,298.51	21,394,729.04		
CO		0.00	0.00		0.00	0.00	0.00			0.00	0.00	0.00	0.00	0.00	0.00		
Regional Office - II	220010300002	29,859,000.00	-79,861.68		29,779,138.32	29,859,000.00	0.00			(79,861.68)	29,779,138.32	5,352,225.43	5,874,820.68	8,154,896.11	29,779,138.32		
MOOE		29,859,000.00	-79,861.68		29,779,138.32	29,859,000.00	0.00			(79,861.68)	29,779,138.32	5,352,225.43	5,874,820.68	8,154,896.11	29,779,138.32		
CO		0.00	0.00		0.00	0.00	0.00			0.00	0.00	0.00	0.00	0.00	0.00		
Regional Office - III	220010300003	37,951,000.00	-472,989.91		37,478,010.09	37,951,000.00	0.00			(472,989.91)	37,478,010.09	6,070,470.98	9,734,026.38				

Particulars	UACS CODE	Appropriation				Allotments						Current Year Obligations						
		Authorized Appropriation	Adjustments (To)/From, Realignment)	SARO Received	Adjusted Appropriations	Allotments Received	Adjustments (Withdrawal, Realignment)	ADJUSTMENTS				Adjusted Total Allotments	1st Quarter Ending 31-Mar	2nd Quarter Ending 30-Jun	3rd Quarter Ending 30-Sept	4th Quarter Ending 31-Dec	Total	
								CNA	APSA	Transfer To	Transfer From							
Regional Office - VIII	220010300008	41,726,000.00	-132,292.20		41,593,707.80	41,726,000.00	0.00						41,593,707.80	8,560,832.97	11,095,729.14	11,440,194.04	10,105,324.58	41,202,080.73
MOOE		41,726,000.00	-132,292.20		41,593,707.80	41,726,000.00	0.00				(132,292.20)		41,593,707.80	8,560,832.97	11,095,729.14	11,440,194.04	10,105,324.58	41,202,080.73
CO		0.00	0.00		0.00	0.00	0.00						0.00					0.00
Regional Office - IX	220010300009	21,938,000.00	0.00		21,938,000.00	21,938,000.00	0.00						21,938,000.00	9,119,469.52	636,634.05	8,932,332.28	1,909,678.14	20,598,113.99
MOOE		21,938,000.00	0.00		21,938,000.00	21,938,000.00	0.00						21,938,000.00	9,119,469.52	636,634.05	8,932,332.28	1,909,678.14	20,598,113.99
CO		0.00	0.00		0.00	0.00	0.00						0.00					0.00
Regional Office - X	220010300010	34,259,000.00	-109,030.11		34,149,969.89	34,259,000.00	0.00						34,149,969.89	9,373,377.87	6,475,356.13	9,195,793.05	9,063,945.43	34,108,472.48
MOOE		34,259,000.00	-109,030.11		34,149,969.89	34,259,000.00	0.00						34,149,969.89	9,373,377.87	6,475,356.13	9,195,793.05	9,063,945.43	34,108,472.48
CO		0.00	0.00		0.00	0.00	0.00						0.00					0.00
Regional Office - XI	220010300011	27,631,000.00	-4,861.68		27,626,138.32	27,631,000.00	0.00						27,626,138.32	7,710,641.61	9,006,174.33	5,543,376.67	5,365,945.71	27,626,138.32
MOOE		27,631,000.00	-4,861.68		27,626,138.32	27,631,000.00	0.00						27,626,138.32	7,710,641.61	9,006,174.33	5,543,376.67	5,365,945.71	27,626,138.32
CO		0.00	0.00		0.00	0.00	0.00						0.00					0.00
Regional Office - XII	220010300012	23,855,000.00	-38,581.12		23,816,418.88	23,855,000.00	0.00						23,816,418.88	5,108,203.99	7,912,176.72	6,454,413.41	3,913,139.77	23,387,933.89
MOOE		23,855,000.00	-38,581.12		23,816,418.88	23,855,000.00	0.00						23,816,418.88	5,108,203.99	7,912,176.72	6,454,413.41	3,913,139.77	23,387,933.89
CO		0.00	0.00		0.00	0.00	0.00						0.00					0.00
Regional Office - XIII	220010300016	24,946,000.00	-423,535.76		24,522,464.24	24,946,000.00	0.00						24,522,464.24	9,598,005.00	9,514,981.20	2,095,553.10	3,313,924.94	24,522,464.24
MOOE		24,946,000.00	-423,535.76		24,522,464.24	24,946,000.00	0.00						24,522,464.24	9,598,005.00	9,514,981.20	2,095,553.10	3,313,924.94	24,522,464.24
CO		0.00	0.00		0.00	0.00	0.00						0.00					0.00
OTOP: Next Generation	330100200002000	97,073,000.00	0.00		97,073,000.00	97,073,000.00	0.00						97,073,000.00	16,970,404.89	20,620,732.76	20,758,347.98	34,365,445.15	92,714,930.78
Central Office	220010100000	13,706,000.00	197,000.00		13,903,000.00	13,706,000.00	0.00						13,903,000.00	3,397,773.74	2,549,309.07	0.00	6,763,820.61	12,710,903.42
MOOE		13,706,000.00	197,000.00		13,903,000.00	13,706,000.00	0.00						13,903,000.00	3,397,773.74	2,549,309.07	0.00	6,763,820.61	12,710,903.42
CO		0.00	0.00		0.00	0.00	0.00						0.00	0.00	0.00			0.00
Regional Office - I	220010300001	3,661,000.00	0.00		3,661,000.00	3,661,000.00	0.00						3,661,000.00	654,487.23	954,899.75	959,928.69	978,491.33	3,547,807.00
MOOE		3,661,000.00	0.00		3,661,000.00	3,661,000.00	0.00						3,661,000.00	654,487.23	954,899.75	959,928.69	978,491.33	3,547,807.00
Regional Office - CAR	220010300014	6,261,000.00	0.00		6,261,000.00	6,261,000.00	0.00						6,261,000.00	701,034.70	1,184,226.76	3,545,980.70	5,636,460.66	
MOOE		6,261,000.00	0.00		6,261,000.00	6,261,000.00	0.00						6,261,000.00	205,218.50	701,034.70	1,184,226.76	3,545,980.70	5,636,460.66
Regional Office - II	220010300002	4,552,000.00	0.00		4,552,000.00	4,552,000.00	0.00						4,552,000.00	996,948.80	358,237.47	2,340,447.96	856,365.77	4,552,000.00
MOOE		4,552,000.00	0.00		4,552,000.00	4,552,000.00	0.00						4,552,000.00	996,948.80	358,237.47	2,340,447.96	856,365.77	4,552,000.00
Regional Office - III	220010300003	4,647,000.00	278,000.00		4,925,000.00	4,647,000.00	0.00						4,925,000.00	301,900.00	977,378.63	2,323,375.70	1,322,345.67	4,925,000.00
MOOE		4,647,000.00	278,000.00		4,925,000.00	4,647,000.00	0.00						4,925,000.00	301,900.00	977,378.63	2,323,375.70	1,322,345.67	4,925,000.00
Regional Office - IVA	220010300004	5,690,000.00	0.00		5,690,000.00	5,690,000.00	0.00						5,690,000.00	1,709,095.20	2,100,445.93	872,259.95	809,540.23	5,491,341.31
MOOE		5,690,000.00	0.00		5,690,000.00	5,690,000.00	0.00						5,690,000.00	1,709,095.20	2,100,445.93	872,259.95	809,540.23	5,491,341.31
Regional Office - IVB	220010300017	5,506,000.00	-325,000.00		5,181,000.00	5,506,000.00	0.00						5,181,000.00	274,340.00	315,135.05	600,692.50	3,512,897.77	4,703,065.32
MOOE		5,506,000.00	-325,000.00		5,181,000.00	5,506,000.00	0.00						5,181,000.00	274,340.00	315,135.05	600,692.50	3,512,897.77	4,703,065.32
Regional Office - V	220010300005	4,420,000.00	0.00		4,420,000.00	4,420,000.00	0.00						4,420,000.00	368,138.49	1,208,799.65	883,467.14	1,925,374.33	4,385,779.61
MOOE		4,420,000.00	0.00		4,420,000.00	4,420,000.00	0.00						4,420,000.00	368,138.49	1,208,799.65	883,467.14	1,925,374.33	4,385,779.61
Regional Office - VI	220010300006	3,784,000.00	0.00		3,784,000.00	3,784,000.00	0.00						3,784,000.00	166,247.15	1,297,773.58	563,328.00	1,720,337.65	3,747,686.38
MOOE		3,784,000.00	0.00		3,784,000.00	3,784,000.00	0.00						3,784,000.00	166,247.15	1,297,773.58	563,328.00	1,720,337.65	3,747,686.38
Regional Office - VII	220010300007	4,542,000.00	0.00		4,542,000.00	4,542,000.00	0.00						4,542,000.00	0.00	76,858.00	2,052,851.06	1,895,543.88	4,025,252.94
MOOE		4,542,000.00	0.00		4,542,000.00	4,542,000.00	0.00						4,542,000.00	0.00	76,858.00	2,052,851.06	1,895,543.88	4,025,252.94
Regional Office - VIII	220010300008	14,132,000.00	-75,000.00		14,057,000.00	14,132,000.00	0.00						14,057,000.00	644,011.40	3,738,607.45	3,664,166.91	5,905,923.91	13,952,709.67
MOOE		14,132,000.00	-75,000.00		14,057,000.00	14,132,000.00	0.00						14,057,000.00	644,011.40	3,738,607.45	3,664,166.91	5,905,923.91	13,952,709.67
Regional Office - IX	220010300009	5,274,000.00	0.00		5,274,000.00	5,274,000.00	0.00						5,274,000.00	631,054.76	1,085,834.90	1,259,898.59	1,244,194.90	4,220,983.15
MOOE		5,274,000.00	0.00		5,274,000.00	5,274,000.00	0.00						5,274,000.00	631,054.76	1,085,834.90	1,259,898.59	1,244,194.90	4,220,983.15
Regional Office - X	220010300010	4,506,000.00	0.00		4,506,000.00	4,506,000.00	0.00						4,506,000.00	1,190,765.00	1,237,002.00	1,213,155.00	859,150.00	4,500,072.00
MOOE		4,506,000.00	0.00		4,506,000.00	4,506,000.00	0.00						4,506,000.00	1,190,765.00	1,237,002.00	1,213,155.00	859,150.00	4,500,072.00
Regional Office - XI	220010300011	4,542,000.00	0.00		4,542,000.00	4,542,000.00	0.00						4,542,000.00	1,303,167.20	1,520,987.57	1,062,433.05	654,281.50	4,540,869.32
MOOE		4,542,000.00	0.00		4,542,000.00	4,542,000.00	0.00						4,542,000.00	1,303,167.20	1,520,987.57	1,062,433.05	654,281.50	4,540,869.32
Regional Office - XII	220010300012	5,301,000.00	-75,000.00		5,226,000.00	5,301,000.00	0.00						5,226,000.00	401,372.42	2,123,844.55	1,180,790.86	1,519,992.17	5,226,000.00
MOOE		5,301,000.00	-75,000.00		5,226,000.00	5,301,000.00	0.00						5,226,000.00	401,372.42	2,123,844.55	1,180,790.86	1,519,992.17	5,226,000.00
Regional Office - XIII	220010300016	6,549,000.00	0.00		6,549,000.00	6,549,000.00	0.00						6,549,000.00	4,725,885.00	374,584.46	597,325.81	851,204.73	6,549,000.00
MOOE		6,549,000.00	0.00		6,549,000.00	6,549,000.00	0.00						6,549,000.00	4,725,885.00	374,584.46	597,325.81	851,204.73	6,549,000.00
Shared Service Facilities (SSF) Project	330100200003000	80,405,000.0																

Particulars	UACS CODE	Appropriation				Allotments							Current Year Obligations					Total
		Authorized Appropriation	Adjustments (To)/From, Realignment)	SARO Received	Adjusted Appropriations	Allotments Received	Adjustments (Withdrawal, Realignment)	ADJUSTMENTS		Transfer To	Transfer From	Adjusted Total Allotments	1st Quarter Ending 31-Mar	2nd Quarter Ending 30-Jun	3rd Quarter Ending 30-Sept	4th Quarter Ending 31-Dec		
								CNA	APSA									
Regional Office - V	220010300005	3,692,000.00	0.00		3,692,000.00	3,692,000.00	0.00				3,692,000.00	215,618.81	429,104.99	293,491.54	2,644,666.13	3,582,881.47		
MOOE		3,692,000.00	0.00		3,692,000.00	3,692,000.00	0.00				3,692,000.00	215,618.81	429,104.99	293,491.54	2,644,666.13	3,582,881.47		
CO			0.00		0.00	0.00	0.00				0.00				0.00	0.00		
Regional Office - VI	220010300006	3,789,000.00	10,000,000.00		13,789,000.00	3,789,000.00	0.00	0.00	0.00	0.00	10,000,000.00	176,671.50	420,832.74	1,652,320.77	9,186,865.21	11,436,690.22		
MOOE		3,789,000.00	0.00		3,789,000.00	3,789,000.00	0.00				3,789,000.00	176,671.50	420,832.74	1,652,320.77	1,442,110.21	3,691,935.22		
CO			10,000,000.00		10,000,000.00	0.00	0.00				10,000,000.00	0.00	0.00	0.00	7,744,755.00	7,744,755.00		
Regional Office - VII	220010300007	3,604,000.00	0.00		3,604,000.00	3,604,000.00	0.00				3,604,000.00	0.00	448,000.00	1,537,705.00	78,824.42	2,064,529.42		
MOOE		3,604,000.00	0.00		3,604,000.00	3,604,000.00	0.00				3,604,000.00		448,000.00	1,537,705.00	78,824.42	2,064,529.42		
CO			0.00		0.00	0.00	0.00				0.00					0.00		
Regional Office - VIII	220010300008	3,580,000.00	0.00		3,580,000.00	3,580,000.00	0.00				3,580,000.00	441,900.00	1,094,675.25	1,161,547.50	803,927.25	3,502,050.00		
MOOE		3,580,000.00	0.00		3,580,000.00	3,580,000.00	0.00				3,580,000.00	441,900.00	1,094,675.25	1,161,547.50	803,927.25	3,502,050.00		
CO			0.00		0.00	0.00	0.00				0.00					0.00		
Regional Office - IX	220010300009	3,565,000.00	0.00		3,565,000.00	3,565,000.00	0.00				3,565,000.00	279,223.19	590,274.53	584,318.27	1,262,048.48	2,715,864.47		
MOOE		3,565,000.00	0.00		3,565,000.00	3,565,000.00	0.00				3,565,000.00	279,223.19	590,274.53	584,318.27	1,262,048.48	2,715,864.47		
CO			0.00		0.00	0.00	0.00				0.00		0.00	0.00	0.00	0.00		
Regional Office - X	220010300010	4,639,000.00	0.00		4,639,000.00	4,639,000.00	0.00				4,639,000.00	830,446.61	1,272,891.00	1,260,974.00	1,243,439.39	4,607,751.00		
MOOE		4,639,000.00	0.00		4,639,000.00	4,639,000.00	0.00				4,639,000.00	830,446.61	1,272,891.00	1,260,974.00	1,243,439.39	4,607,751.00		
CO			0.00		0.00	0.00	0.00				0.00					0.00		
Regional Office - XI	220010300011	4,359,000.00	0.00		4,359,000.00	4,359,000.00	0.00				4,359,000.00	1,172,734.09	1,425,777.01	889,713.43	810,426.78	4,298,651.31		
MOOE		4,359,000.00	0.00		4,359,000.00	4,359,000.00	0.00				4,359,000.00	1,172,734.09	1,425,777.01	889,713.43	810,426.78	4,298,651.31		
CO			0.00		0.00	0.00	0.00				0.00					0.00		
Regional Office - XII	220010300012	3,417,000.00	0.00		3,417,000.00	3,417,000.00	0.00				3,417,000.00	248,390.00	1,122,843.41	754,892.67	817,248.03	2,943,374.11		
MOOE		3,417,000.00	0.00		3,417,000.00	3,417,000.00	0.00				3,417,000.00	248,390.00	1,122,843.41	754,892.67	817,248.03	2,943,374.11		
CO			0.00		0.00	0.00	0.00				0.00					0.00		
Regional Office - XIII	220010300016	3,979,000.00	0.00		3,979,000.00	3,979,000.00	0.00				3,979,000.00	2,185,510.00	40,064.51	283,640.64	1,469,784.85	3,979,000.00		
MOOE		3,979,000.00	0.00		3,979,000.00	3,979,000.00	0.00				3,979,000.00	2,185,510.00	40,064.51	283,640.64	1,469,784.85	3,979,000.00		
CO			0.00		0.00	0.00	0.00				0.00				0.00	0.00		
Pangkabuhayan sa Pagbangon at Ginawa (PPG)	3301002000011000	100,000,000.00	0.00		100,000,000.00	100,000,000.00	0.00			(101,179,000.00)	101,179,000.00	100,000,000.00	0.00	24,815,646.07	38,138,839.05	34,244,692.67	97,199,177.79	
Central Office	220010100000	100,000,000.00	-92,221,000.00		7,779,000.00	100,000,000.00	0.00			(96,700,000.00)	4,479,000.00	7,779,000.00	0.00	0.00	7,665,412.40	7,665,412.40		
MOOE		100,000,000.00	-92,221,000.00		7,779,000.00	100,000,000.00	0.00			(96,700,000.00)	4,479,000.00	7,779,000.00	0.00	0.00	7,665,412.40	7,665,412.40		
REGIONS		0.00	92,221,000.00		92,221,000.00	0.00	0.00			(4,479,000.00)	96,700,000.00	92,221,000.00	0.00	24,815,646.07	38,138,839.05	26,579,280.27	89,533,765.39	
Regional Office - I	220010300001	0.00	14,400,000.00		14,400,000.00	0.00	0.00				14,400,000.00	14,400,000.00	2,031,100.85	3,211,332.72	9,157,566.43	14,400,000.00		
MOOE			14,400,000.00		14,400,000.00	0.00	0.00				14,400,000.00	14,400,000.00	2,031,100.85	3,211,332.72	9,157,566.43	14,400,000.00		
Regional Office - CAR	220010300014	0.00	3,000,000.00		3,000,000.00	0.00	0.00				3,000,000.00	3,000,000.00	2,585,455.00	414,545.00	0.00	3,000,000.00		
MOOE			3,000,000.00		3,000,000.00	0.00	0.00				3,000,000.00	3,000,000.00	2,585,455.00	414,545.00	0.00	3,000,000.00		
Regional Office - II	220010300002	0.00	5,000,000.00		5,000,000.00	0.00	0.00				5,000,000.00	5,000,000.00	0.00	4,570,217.76	429,782.24	5,000,000.00		
MOOE			5,000,000.00		5,000,000.00	0.00	0.00				5,000,000.00	5,000,000.00	0.00	4,570,217.76	429,782.24	5,000,000.00		
Regional Office - III	220010300003	0.00	12,000,000.00		12,000,000.00	0.00	0.00				12,000,000.00	12,000,000.00	1,634,000.00	6,605,228.99	3,760,771.01	12,000,000.00		
MOOE			12,000,000.00		12,000,000.00	0.00	0.00				12,000,000.00	12,000,000.00	1,634,000.00	6,605,228.99	3,760,771.01	12,000,000.00		
Regional Office - IVA	220010300004	0.00	14,325,000.00		14,325,000.00	0.00	0.00			(675,000.00)	15,000,000.00	14,325,000.00	5,603,500.00	7,223,399.00	1,272,853.32	14,099,752.32		
MOOE			14,325,000.00		14,325,000.00	0.00	0.00			(675,000.00)	15,000,000.00	14,325,000.00	5,603,500.00	7,223,399.00	1,272,853.32	14,099,752.32		
Regional Office - IVB	220010300017	0.00	4,000,000.00		4,000,000.00	0.00	0.00				4,000,000.00	4,000,000.00	0.00	510,276.00	3,219,562.58	3,729,838.58		
MOOE			4,000,000.00		4,000,000.00	0.00	0.00				4,000,000.00	4,000,000.00	0.00	510,276.00	3,219,562.58	3,729,838.58		
Regional Office - V	220010300005	0.00	4,300,000.00		4,300,000.00	0.00	0.00				4,300,000.00	4,300,000.00	0.00	3,388,644.15	904,057.39	4,292,701.54		
MOOE			4,300,000.00		4,300,000.00	0.00	0.00				4,300,000.00	4,300,000.00	0.00	3,388,644.15	904,057.39	4,292,701.54		
Regional Office - VI	220010300006	0.00	6,000,000.00		6,000,000.00	0.00	0.00				6,000,000.00	6,000,000.00	4,884,951.89	650,000.00	465,048.11	6,000,000.00		
MOOE			6,000,000.00		6,000,000.00	0.00	0.00				6,000,000.00	6,000,000.00	4,884,951.89	650,000.00	465,048.11	6,000,000.00		
Regional Office - VII	220010300007	0.00	7,000,000.00		7,000,000.00	0.00	0.00				7,000,000.00	7,000,000.00	0.00	333,333.33	5,263,200.00	-688,836.78	4,907,696.55	
MOOE			7,000,000.00		7,000,000.00	0.00	0.00				7,000,000.00	7,000,000.00	0.00	333,333.33	5,263,200.00	-688,836.78	4,907,696.55	
Regional Office - VIII	220010300008	0.00	3,000,000.00		3,000,000.00	0.00	0.00				3,000,000.00	3,000,000.00	1,865,805.00	1,107,696.82	22,198.18	2,995,700.00		
MOOE			3,000,000.00		3,000,000.00	0.00	0.00				3,000,000.00	3,000,000.00	1,865,805.00	1,107,696.82	22,198.18	2,995,700.00		
Regional Office - IX	220010300009	0.00	2,000,000.00		2,000,000.00	0.00	0.00			(2,000,000.00)	4,000,000.00	2,000,000.00	0.00	144,850.00	1,767,226.40	1,912,076.40		
MOOE			2,000,000.00		2,000,000.00	0.00	0.00			(2,000,000.00)	4,000,000.00	2,000,000.00	0.00	144,850.00	1,767,226.40	1,912,076.40		
Regional Office - X	220010300010	0.00	2,546,000.00		2,546,000.00	0.00	0.00			(1,454,000.00)	4,000,000.00	2,546,000.00	0.00	2,546,000.00	0.00	2,546,000.00		
MOOE			2,546,000.00		2,546,000.00	0.00	0.00			(1,454,000.00)	4,000,000.00	2,546,000.00	0.00	2,546,000.00	0.00	2,546,000.00		
Regional Office - XI	220010300011	0.00	6,000,000.00		6,000,000.00	0.00	0.00				6,000,000.00	6,000,000.00	2,661,500.00	2,007,850.00	1,330,650.00	6,000,000.00		
MOOE			6,000,000.00		6,000,000.00	0.00	0.00				6,000,000.00	6,000,000.00</						

Particulars	UACS CODE	Appropriation			Allotments							Current Year Obligations					Total	
		Authorized Appropriation	Adjustments (To)/From, Realignment)	SARO Received	Adjusted Appropriations	Allotments Received	Adjustments (Withdrawal, Realignment)	ADJUSTMENTS				Adjusted Total Allotments	1st Quarter Ending 31-Mar	2nd Quarter Ending 30-Jun	3rd Quarter Ending 30-Sept	4th Quarter Ending 31-Dec		
								CNA	APSA	Transfer To	Transfer From							
Regional Office - XII	220010300012	0.00	8,877,244.50		8,877,244.50	0.00	0.00					8,877,244.50	8,877,244.50	411,491.12	1,436,299.06	554,104.69	5,275,103.63	7,676,998.50
MOOE			8,877,244.50		8,877,244.50	0.00	0.00					8,877,244.50	8,877,244.50	411,491.12	1,436,299.06	554,104.69	5,275,103.63	7,676,998.50
Regional Office - XIII	220010300016	0.00	10,555,997.66		10,555,997.66	0.00	0.00	0.00	0.00	0.00		10,555,997.66	10,555,997.66	1,425,345.19	3,058,171.02	2,583,233.75	3,415,217.52	10,481,967.48
MOOE			10,555,997.66		10,555,997.66	0.00	0.00					10,555,997.66	10,555,997.66	1,425,345.19	3,058,171.02	2,583,233.75	3,415,217.52	10,481,967.48
Sum, O03		1,609,525,000.00	-56,154,600.11		1,553,370,399.89	1,609,525,000.00	-56,154,600.11	0.00	-56,154,600.11	-326,439,441.66	326,439,441.66	1,553,370,399.89	314,395,701.62	370,031,282.84	352,707,004.96	424,636,270.31	1,461,770,259.73	
PS		484,584,000.00	-51,891,600.11		432,692,399.89	484,584,000.00	-51,891,600.11	4,263,000.00	-56,154,600.11	-123,618,206.67	123,618,206.67	432,692,399.89	98,895,488.21	120,619,355.10	82,322,035.72	129,708,084.71	431,544,963.74	
MOOE		1,114,941,000.00	-4,263,000.00		1,110,678,000.00	1,114,941,000.00	-4,263,000.00	-4,263,000.00	0.00	-192,821,234.99	192,821,234.99	1,110,678,000.00	215,500,213.41	249,411,927.74	270,384,969.24	287,183,430.60	1,022,480,540.99	
FINEX																		
CO		10,000,000.00	0.00		10,000,000.00	10,000,000.00	0.00	0.00	0.00	-10,000,000.00	10,000,000.00	10,000,000.00	0.00	0.00	0.00	7,744,755.00	7,744,755.00	
OO : Consumer welfare enhanced	3400000000000000	526,359,000.00	-1,484,655.06		524,874,344.94	526,359,000.00	-1,484,655.06	0.00	-1,484,655.06	-3,906,411.90	3,906,411.90	524,874,344.94	136,211,884.29	130,167,204.22	95,016,613.70	157,787,743.61	519,183,445.82	
CONSUMER PROTECTION PROGRAM	3401000000000000	443,576,000.00	285,089.76		443,861,089.76	443,576,000.00	285,089.76	0.00	285,089.76	-3,821,411.90	3,821,411.90	443,861,089.76	109,695,973.53	115,320,761.64	71,591,855.57	144,018,364.37	440,626,955.11	
Formulation of strategic plans, programs, and policies on consumer protection																		
340100100001000	340100100001000	4,871,000.00	0.00		4,871,000.00	4,871,000.00	0.00	0.00	0.00	0.00	0.00	4,871,000.00	3,145,062.15	535,436.23	0.00	1,190,501.62	4,871,000.00	
Central Office	2200101000000	4,871,000.00	0.00		4,871,000.00	4,871,000.00	0.00	0.00	0.00	0.00	0.00	4,871,000.00	3,145,062.15	535,436.23	0.00	1,190,501.62	4,871,000.00	
PS			0.00		0.00	0.00	0.00	-	-	-	-	0.00				0.00	0.00	
MOOE		4,871,000.00	0.00		4,871,000.00	4,871,000.00	0.00					4,871,000.00	3,145,062.15	535,436.23	0.00	1,190,501.62	4,871,000.00	
Regional Office - I	2200103000001	0.00	0.00		0.00	0.00	0.00					0.00	0.00	0.00	0.00	0.00	0.00	
MOOE			0.00		0.00	0.00	0.00					0.00	0.00	0.00	0.00	0.00	0.00	
Monitoring and enforcement of FTL including consumer complaints handling																		
340100100002000	340100100002000	237,759,000.00	-2,530,125.00		235,228,875.00	237,759,000.00	-2,530,125.00	-	(2,530,125.00)	(2,654,045.90)	2,654,045.90	235,228,875.00	77,680,344.47	54,782,937.56	37,966,879.17	62,470,912.95	232,901,074.15	
Central Office	2200101000000	61,138,000.00	-1,836,079.10		59,301,920.90	61,138,000.00	-2,530,125.00	-	(2,530,125.00)	(980,000.00)	1,674,045.90	59,301,920.90	38,299,445.60	5,884,654.40	0.00	13,083,168.68	57,267,268.68	
PS		25,734,000.00	-1,098,000.00		24,636,000.00	25,734,000.00	-2,530,125.00	-	(2,530,125.00)	-	1,432,125.00	24,636,000.00	21,574,096.06	1,050,546.10	0.00	2,011,357.84	24,636,000.00	
MOOE		35,404,000.00	-738,079.10		34,665,920.90	35,404,000.00	0.00			(980,000.00)	241,920.90	34,665,920.90	16,725,349.54	4,834,108.30	0.00	11,071,810.84	32,631,268.68	
CO		0.00	0.00		0.00	0.00	0.00					0.00					0.00	
Regional Office - I	2200103000001	8,550,000.00	-60,000.00		8,490,000.00	8,550,000.00	0.00			(60,000.00)	-	8,490,000.00	2,069,060.30	2,448,024.71	1,268,538.84	2,692,429.15	8,478,053.00	
PS		7,859,000.00	-60,000.00		7,799,000.00	7,859,000.00	0.00			(60,000.00)	-	7,799,000.00	1,953,113.64	2,116,156.81	1,157,905.48	2,571,824.07	7,799,000.00	
MOOE		691,000.00	0.00		691,000.00	691,000.00	0.00					691,000.00	115,946.66	331,867.90	120,605.08	679,053.00		
Regional Office - CAR	220010300014	13,717,000.00	-64,500.00		13,652,500.00	13,717,000.00	0.00			(64,500.00)	-	13,652,500.00	2,193,123.84	3,032,735.76	2,205,929.33	6,215,756.08	13,647,545.01	
PS		11,642,000.00	-64,500.00		11,577,500.00	11,642,000.00	0.00			(64,500.00)	-	11,577,500.00	2,066,548.23	2,558,019.50	2,019,487.96	4,928,489.32	11,572,545.01	
MOOE		2,075,000.00	0.00		2,075,000.00	2,075,000.00	0.00					2,075,000.00	126,575.61	474,716.26	186,441.37	2,075,000.00		
Regional Office - II	2200103000002	14,445,000.00	-102,000.00		14,343,000.00	14,445,000.00	0.00			(102,000.00)	-	14,343,000.00	1,455,561.96	2,383,990.53	6,175,915.40	4,327,532.11	14,343,000.00	
PS		13,626,000.00	-102,000.00		13,524,000.00	13,626,000.00	0.00			(102,000.00)	-	13,524,000.00	1,246,756.51	2,130,946.00	5,888,799.54	4,257,497.95	13,524,000.00	
MOOE		819,000.00	0.00		819,000.00	819,000.00	0.00					819,000.00	208,805.45	253,044.53	70,034.16	819,000.00		
Regional Office - III	2200103000003	18,861,000.00	-182,800.00		18,678,200.00	18,861,000.00	0.00			(182,800.00)	-	18,678,200.00	3,850,344.17	5,422,134.72	4,025,228.10	5,380,493.01	18,678,200.00	
PS		16,709,000.00	-107,500.00		16,601,500.00	16,709,000.00	0.00			(107,500.00)	-	16,601,500.00	3,295,281.16	4,677,154.16	3,619,302.20	5,009,762.48	16,601,500.00	
MOOE		2,152,000.00	-75,300.00		2,076,700.00	2,152,000.00	0.00			(75,300.00)	-	2,076,700.00	555,063.01	744,980.56	405,925.90	370,730.53	2,076,700.00	
Regional Office - IVA	2200103000004	16,936,000.00	-567,000.00		16,369,000.00	16,936,000.00	0.00			(567,000.00)	-	16,369,000.00	3,311,193.95	4,316,539.88	3,438,555.20	5,256,873.83	16,323,162.86	
PS		14,984,000.00	-567,000.00		14,417,000.00	14,984,000.00	0.00			(567,000.00)	-	14,417,000.00	2,770,046.83	3,679,031.83	3,159,718.38	4,808,138.08	14,416,935.12	
MOOE		1,952,000.00	0.00		1,952,000.00	1,952,000.00	0.00					1,952,000.00	541,147.12	637,508.05	278,836.82	448,735.75	1,906,227.74	
Regional Office - IVB	220010300017	6,500,000.00	-48,375.00		6,451,625.00	6,500,000.00	0.00			(48,375.00)	-	6,451,625.00	1,603,108.48	2,233,730.41	1,633,146.17	980,650.86	6,450,635.92	
PS		6,006,000.00	-48,375.00		5,957,625.00	6,006,000.00	0.00			(48,375.00)	-	5,957,625.00	1,516,238.48	1,989,546.36	1,536,091.46	915,059.62	5,956,935.92	
MOOE		494,000.00	0.00		494,000.00	494,000.00	0.00					494,000.00	86,870.00	244,184.05	97,054.71	65,591.24	493,700.00	
Regional Office - V	2200103000005	11,092,000.00	-69,875.00		11,022,125.00	11,092,000.00	0.00			(69,875.00)	-	11,022,125.00	2,190,817.51	2,922,288.32	2,380,249.41	3,472,672.75	10,966,027.99	
PS		10,391,000.00	-69,875.00		10,321,125.00	10,391,000.00	0.00			(69,875.00)	-	10,321,125.00	2,144,609.51	2,788,213.74	2,140,644.94	3,191,559.80	10,265,027.99	
MOOE		701,000.00	0.00		701,000.00	701,000.00	0.00					701,000.00	46,208.00	134,074.58	239,604.47	281,112.95	701,000.00	
Regional Office - VI	2200103000006	12,331,000.00	0.00		12,331,000.00	12,331,000.00	0.00				-	12,331,000.00	3,167,155.23	3,129,539.89	2,421,912.83	3,553,517.12	12,272,125.07	
PS		11,154,000.00	0.00		11,154,000.00	11,154,000.00	0.00				-	11,154,000.00	2,323,529.16	2,923,561.72	2,403,081.05	3,503,828.07	11,154,000.00	
MOOE		1,177,000.00	0.00		1,177,000.00	1,177,000.00	0.00				-	1,177,000.00	843,626.07	205,978.17	18,831.78	49,689.05	1,118,125.07	
Regional Office - VII	2200103000007	10,089,000.00	-67,150.00		10,021,850.00	10,089,000.00	0.00			(67,150.00)	-	10,021,850.00	2,086,819.67	2,662,338.77	2,700,700.79	2,567,652.53	10,017,511.76	
PS		8,363,000.00	-42,000.00		8,321,000.00	8,363,000.00	0.00			(42,000.00)	-	8,321,000.00	1,990,631.72	2,494,148.40	1,934,345.63	1,901,874.25	8,321,000.00	
MOOE		1,726,000.00	-25,150.00		1,700,850.00	1,726,000.00	0.00											

Particulars	UACS CODE	Appropriation				Allotments								Current Year Obligations				
		Authorized Appropriation	Adjustments (To)/From, Realignment)	SARO Received	Adjusted Appropriations	Allotments Received	Adjustments (Withdrawal, Realignment)	ADJUSTMENTS				Adjusted Total Allotments	1st Quarter Ending 31-Mar	2nd Quarter Ending 30-Jun	3rd Quarter Ending 30-Sept	4th Quarter Ending 31-Dec	Total	
								CNA	APSA	Transfer To	Transfer From							
Accreditation and issuance of business licenses, permits, registration and authorities	340100100003000	200,946,000.00	2,815,214.76		203,761,214.76	200,946,000.00	2,815,214.76	0.00	2,815,214.76	(1,167,366.00)		203,761,214.76	28,870,566.91	60,002,387.85	33,624,976.40	80,356,949.80	202,854,880.97	
Central Office	220010100000	91,341,000.00	3,982,580.76		95,323,580.76	91,341,000.00	2,815,214.76	0.00	2,815,214.76	-	-	95,323,580.76	4,365,575.86	29,240,523.77	9,184,595.90	51,813,339.39	94,604,034.92	
PS		84,573,000.00	3,952,964.76		88,525,964.76	84,573,000.00	2,815,214.76		2,815,214.76	-	-	88,525,964.76	2,377,351.48	28,031,182.59	9,184,595.90	48,932,834.79	88,525,964.76	
MOOE		6,768,000.00	29,616.00		6,797,616.00	6,768,000.00	0.00		0.00	-	-	6,797,616.00	1,988,224.38	1,209,341.18	0.00	2,880,504.60	6,078,070.16	
CO		0.00	0.00		0.00	0.00	0.00		0.00			0.00					0.00	
Regional Office - I	220010300001	5,142,000.00	-42,000.00		5,100,000.00	5,142,000.00	0.00		0.00	(42,000.00)	-	5,100,000.00	1,407,532.19	1,381,068.44	740,103.67	1,563,305.80	5,092,010.10	
PS		4,538,000.00	-42,000.00		4,496,000.00	4,538,000.00	0.00		0.00	(42,000.00)	-	4,496,000.00	1,152,190.98	1,220,357.49	697,240.12	1,426,211.41	4,496,000.00	
MOOE		604,000.00	0.00		604,000.00	604,000.00	0.00		0.00		-	604,000.00	255,341.21	160,710.95	42,863.55	137,094.39	596,010.10	
Regional Office - CAR	220010300014	7,298,000.00	-48,375.00		7,249,625.00	7,298,000.00	0.00		0.00	(48,375.00)	-	7,249,625.00	1,632,589.36	2,153,978.36	1,669,544.99	1,793,512.29	7,249,625.00	
PS		7,298,000.00	-48,375.00		7,249,625.00	7,298,000.00	0.00		0.00	(48,375.00)	-	7,249,625.00	1,632,589.36	2,153,978.36	1,669,544.99	1,793,512.29	7,249,625.00	
MOOE		0.00	0.00		0.00	0.00	0.00		0.00		-	0.00					0.00	
Regional Office - II	220010300002	10,413,000.00	-31,250.00		10,381,750.00	10,413,000.00	0.00		0.00	(31,250.00)	-	10,381,750.00	1,686,041.94	2,623,360.24	1,856,184.31	4,216,163.51	10,381,750.00	
PS		10,037,000.00	-31,250.00		10,005,750.00	10,037,000.00	0.00		0.00	(31,250.00)	-	10,005,750.00	1,553,888.99	2,509,943.50	1,853,607.30	4,088,310.21	10,005,750.00	
MOOE		376,000.00	0.00		376,000.00	376,000.00	0.00		0.00		-	376,000.00	132,152.95	113,416.74	127,853.01	376,000.00		
Regional Office - III	220010300003	10,897,000.00	-75,250.00		10,821,750.00	10,897,000.00	0.00		0.00	(75,250.00)	-	10,821,750.00	2,862,053.39	2,869,389.72	2,345,110.77	2,745,196.12	10,821,750.00	
PS		9,387,000.00	-75,250.00		9,311,750.00	9,387,000.00	0.00		0.00	(75,250.00)	-	9,311,750.00	2,028,045.46	2,680,395.48	2,154,937.45	2,448,371.61	9,311,750.00	
MOOE		1,510,000.00	0.00		1,510,000.00	1,510,000.00	0.00		0.00		-	1,510,000.00	834,007.93	188,994.24	190,173.32	296,824.51	1,510,000.00	
Regional Office - IVA	220010300004	10,088,000.00	-561,616.00		9,526,384.00	10,088,000.00	0.00		0.00	(561,616.00)	-	9,526,384.00	1,923,404.26	2,526,557.89	1,878,832.57	3,188,858.35	9,517,653.07	
PS		9,093,000.00	-532,000.00		8,561,000.00	9,093,000.00	0.00		0.00	(532,000.00)	-	8,561,000.00	1,685,368.08	2,223,856.81	1,705,692.59	2,946,078.96	8,560,996.44	
MOOE		995,000.00	-29,616.00		965,384.00	995,000.00	0.00		0.00	(29,616.00)	-	965,384.00	302,701.08	173,139.98	242,779.39	956,656.63		
Regional Office - IVB	220010300017	6,041,000.00	-37,625.00		6,003,375.00	6,041,000.00	0.00		0.00	(37,625.00)	-	6,003,375.00	1,800,358.26	2,374,476.60	1,535,483.74	283,479.36	5,993,797.96	
PS		5,826,000.00	-26,625.00		5,799,375.00	5,826,000.00	11,000.00	11,000.00		(37,625.00)	-	5,799,375.00	1,800,358.26	2,334,904.94	1,428,977.12	235,134.68	5,799,375.00	
MOOE		215,000.00	-11,000.00		204,000.00	215,000.00	-11,000.00	(11,000.00)			-	204,000.00	39,571.66	106,506.62	48,344.68	194,422.96		
Regional Office - V	220010300005	8,811,000.00	-69,875.00		8,741,125.00	8,811,000.00	0.00		0.00	(69,875.00)	-	8,741,125.00	1,771,965.93	2,333,236.92	1,783,329.30	2,835,018.31	8,723,550.46	
PS		8,659,000.00	-69,875.00		8,589,125.00	8,659,000.00	0.00		0.00	(69,875.00)	-	8,589,125.00	1,752,215.93	2,312,737.02	1,768,169.30	2,738,428.21	8,571,550.46	
MOOE		152,000.00	0.00		152,000.00	152,000.00	0.00		0.00		-	152,000.00	19,750.00	20,499.90	15,600.00	96,590.10		
Regional Office - VI	220010300006	4,930,000.00	0.00		4,930,000.00	4,930,000.00	0.00		0.00		-	4,930,000.00	1,103,722.52	1,962,280.09	1,300,660.88	544,440.94	4,911,104.43	
PS		4,485,000.00	0.00		4,485,000.00	4,485,000.00	0.00		0.00		-	4,485,000.00	1,094,759.52	1,674,917.35	1,236,955.48	478,367.65	4,485,000.00	
MOOE		445,000.00	0.00		445,000.00	445,000.00	0.00		0.00		-	445,000.00	8,963.00	287,362.74	66,073.29	426,104.43		
Regional Office - VII	220010300007	8,298,000.00	-49,375.00		8,248,625.00	8,298,000.00	0.00		0.00	(49,375.00)	-	8,248,625.00	1,664,383.04	2,150,258.07	1,724,942.47	2,694,751.75	8,234,335.33	
PS		7,846,000.00	-49,375.00		7,796,625.00	7,846,000.00	0.00		0.00	(49,375.00)	-	7,796,625.00	1,646,275.32	2,102,378.32	1,611,464.22	2,436,507.14	7,796,625.00	
MOOE		452,000.00	0.00		452,000.00	452,000.00	0.00		0.00		-	452,000.00	18,107.72	47,879.75	113,478.25	258,244.61		
Regional Office - VIII	220010300008	5,485,000.00	-42,000.00		5,443,000.00	5,485,000.00	0.00		0.00	(42,000.00)	-	5,443,000.00	4,305,481.50	405,976.80	124,829.10	602,871.73	5,439,159.14	
PS		5,110,000.00	-27,000.00		5,083,000.00	5,110,000.00	15,000.00	15,000.00		(42,000.00)	-	5,083,000.00	4,212,000.00	396,125.00	51,875.00	423,000.00	5,083,000.00	
MOOE		375,000.00	-15,000.00		360,000.00	375,000.00	-15,000.00	(15,000.00)			-	360,000.00	93,481.50	9,851.80	179,871.73	356,159.14		
Regional Office - IX	220010300009	2,341,000.00	-18,000.00		2,323,000.00	2,341,000.00	0.00		0.00	(18,000.00)	-	2,323,000.00	615,062.18	796,662.54	628,094.71	283,180.57	2,323,000.00	
PS		2,198,000.00	-18,000.00		2,180,000.00	2,198,000.00	0.00		0.00	(18,000.00)	-	2,180,000.00	598,780.56	784,542.54	603,581.71	193,095.19	2,180,000.00	
MOOE		143,000.00	0.00		143,000.00	143,000.00	0.00		0.00		-	143,000.00	16,281.62	12,120.00	24,513.00	90,085.38		
Regional Office - X	220010300010	15,074,000.00	-126,000.00		14,948,000.00	15,074,000.00	0.00		0.00	(126,000.00)	-	14,948,000.00	1,249,568.22	5,808,117.00	5,087,135.36	2,799,075.42	14,943,896.00	
PS		14,672,000.00	-126,000.00		14,546,000.00	14,672,000.00	0.00		0.00	(126,000.00)	-	14,546,000.00	1,212,058.22	5,785,751.00	5,035,525.36	2,512,665.42	14,546,000.00	
MOOE		402,000.00	0.00		402,000.00	402,000.00	0.00		0.00		-	402,000.00	37,510.00	22,366.00	51,610.00	397,896.00		
Regional Office - XI	220010300011	5,039,000.00	-36,000.00		5,003,000.00	5,039,000.00	0.00		0.00	(36,000.00)	-	5,003,000.00	1,273,925.62	1,165,522.21	1,501,531.72	1,012,106.40	4,953,085.95	
PS		4,640,000.00	-36,000.00		4,604,000.00	4,640,000.00	0.00		0.00	(36,000.00)	-	4,604,000.00	1,197,290.77	1,125,091.21	1,450,444.65	798,582.82	4,571,409.45	
MOOE		399,000.00	0.00		399,000.00	399,000.00	0.00		0.00		-	399,000.00	76,634.85	40,431.00	51,087.07	213,523.58		
Regional Office - XII	220010300012	6,229,000.00	0.00		6,229,000.00	6,229,000.00	0.00		0.00		-	6,229,000.00	599,423.38	1,183,201.58	798,679.17	3,595,824.48	6,177,128.61	
PS		5,446,000.00	0.00		5,446,000.00	5,446,000.00	0.00		0.00		-	5,446,000.00	479,177.38	1,084,847.58	628,617.17	3,201,486.48	5,394,128.61	
MOOE		783,000.00	0.00		783,000.00	783,000.00	0.00		0.00		-	783,000.00	120,246.00	98,354.00	170,062.00	394,338.00		
Regional Office - XIII	220010300016	3,519,000.00	-30,000.00		3,489,000.00	3,519,000.00	0.00		0.00	(30,000.00)	-	3,489,000.00	609,479.26	1,027,777.62	1,465,917.74	385,825.38	3,489,000.00	
PS		2,882,000.00	-30,000.00		2,852,000.00	2,882,000.00	0.00		0.00	(30,000.00)	-	2,852,000.00	61,329.26	972,591.62	1,465,297.74	352,781.38	2,852,000.00	
MOOE		637,000.00	0.00		637,000.00	637,000.00	0.00		0.00		-	637,000.00	548,150.00	55,186.00	620.00	33,044.00		
CONSUMER EDUCATION AND ADVOCACY PROGRAM	340200000000000	82,783,000.00	-1,769,744.															

Particulars	UACS CODE	Appropriation				Allotments								Current Year Obligations				
		Authorized Appropriation	Adjustments (To)/From, Realignment)	SARO Received	Adjusted Appropriations	Allotments Received	Adjustments (Withdrawal, Realignment)	ADJUSTMENTS		Transfer To	Transfer From	Adjusted Total Allotments	1st Quarter Ending 31-Mar	2nd Quarter Ending 30-Jun	3rd Quarter Ending 30-Sept	4th Quarter Ending 31-Dec	Total	
								CNA	APSA									
Regional Office - IVB	220010300017	2,732,000.00	0.00		2,732,000.00	2,732,000.00	0.00	0.00	0.00	0.00	2,732,000.00	317,421.47	509,302.93	616,074.68	1,271,080.06	2,713,879.14		
PS			7,500.00		7,500.00	0.00	7,500.00	7,500.00			7,500.00	0.00			7,500.00	7,500.00		
MOOE		2,732,000.00	-7,500.00		2,724,500.00	2,732,000.00	-7,500.00	(7,500.00)			2,724,500.00	317,421.47	509,302.93	616,074.68	1,263,580.06	2,706,379.14		
Regional Office - V	220010300005	3,110,000.00	-75,000.00		3,035,000.00	3,110,000.00	0.00		(75,000.00)	-	3,035,000.00	425,885.95	555,010.84	628,488.09	1,425,615.12	3,035,000.00		
MOOE		3,110,000.00	-75,000.00		3,035,000.00	3,110,000.00	0.00		(75,000.00)	-	3,035,000.00	425,885.95	555,010.84	628,488.09	1,425,615.12	3,035,000.00		
Regional Office - VI	220010300006	2,317,000.00	0.00		2,317,000.00	2,317,000.00	0.00	0.00	0.00	0.00	2,317,000.00	14,350.00	724,500.84	931,112.34	633,512.16	2,303,475.34		
PS			291,000.00		291,000.00	0.00	291,000.00	291,000.00		-	291,000.00	0.00	0.00	0.00	291,000.00	291,000.00		
MOOE		2,317,000.00	-291,000.00		2,026,000.00	2,317,000.00	-291,000.00	(291,000.00)		-	2,026,000.00	14,350.00	724,500.84	931,112.34	342,512.16	2,012,475.34		
Regional Office - VII	220010300007	2,628,000.00	0.00		2,628,000.00	2,628,000.00	0.00			-	2,628,000.00	92,098.19	150,640.00	1,021,564.07	1,347,797.08	2,612,099.34		
MOOE		2,628,000.00	0.00		2,628,000.00	2,628,000.00	0.00			-	2,628,000.00	92,098.19	150,640.00	1,021,564.07	1,347,797.08	2,612,099.34		
Regional Office - VIII	220010300008	2,037,000.00	0.00		2,037,000.00	2,037,000.00	0.00	0.00	0.00	0.00	2,037,000.00	444,748.45	330,757.43	501,496.58	753,947.84	2,030,950.30		
PS			30,000.00		30,000.00	0.00	30,000.00	30,000.00			30,000.00				30,000.00	30,000.00		
MOOE		2,037,000.00	-30,000.00		2,007,000.00	2,037,000.00	-30,000.00	(30,000.00)		-	2,007,000.00	444,748.45	330,757.43	501,496.58	723,947.84	2,000,950.30		
Regional Office - IX	220010300009	3,303,000.00	0.00		3,303,000.00	3,303,000.00	0.00	0.00	0.00	0.00	3,303,000.00	738,266.79	564,453.00	1,100,771.87	617,484.16	3,020,975.82		
PS			0.00		0.00	0.00					0.00		0.00		0.00	0.00		
MOOE		3,303,000.00	0.00		3,303,000.00	3,303,000.00	0.00				3,303,000.00	738,266.79	564,453.00	1,100,771.87	617,484.16	3,020,975.82		
Regional Office - X	220010300010	1,811,000.00	0.00		1,811,000.00	1,811,000.00	0.00	0.00	0.00	0.00	1,811,000.00	302,026.00	564,453.00	1,100,771.87	763,589.80	1,775,549.80		
PS			0.00		0.00	0.00					0.00				0.00	0.00		
MOOE		1,811,000.00	0.00		1,811,000.00	1,811,000.00	0.00			-	1,811,000.00	302,026.00	564,453.00	1,100,771.87	763,589.80	1,775,549.80		
Regional Office - XI	220010300011	3,096,000.00	0.00		3,096,000.00	3,096,000.00	0.00				3,096,000.00	572,440.28	1,370,180.29	562,629.24	566,613.17	3,071,862.98		
MOOE		3,096,000.00	0.00		3,096,000.00	3,096,000.00	0.00				3,096,000.00	572,440.28	1,370,180.29	562,629.24	566,613.17	3,071,862.98		
Regional Office - XII	220010300012	1,904,000.00	-10,000.00		1,894,000.00	1,904,000.00	0.00		(10,000.00)	-	1,894,000.00	268,947.92	612,925.68	815,014.88	197,111.52	1,894,000.00		
MOOE		1,904,000.00	-10,000.00		1,894,000.00	1,904,000.00	0.00		(10,000.00)	-	1,894,000.00	268,947.92	612,925.68	815,014.88	197,111.52	1,894,000.00		
Regional Office - XIII	220010300016	998,000.00	0.00		998,000.00	998,000.00	0.00				998,000.00	852,520.88	59,988.83	8,788.00	76,702.29	998,000.00		
MOOE		998,000.00	0.00		998,000.00	998,000.00	0.00			-	998,000.00	852,520.88	59,988.83	8,788.00	76,702.29	998,000.00		
SUM, OO4		526,359,000.00	-1,484,655.06	0.00	524,874,344.94	526,359,000.00	-1,484,655.06	0.00	-1,484,655.06	-3,906,411.90	3,906,411.90	524,874,344.94	136,211,884.29	130,167,204.22	95,016,613.70	157,787,743.61	519,183,445.82	
PS		388,089,000.00	(1,061,155.06)		387,027,844.94	388,089,000.00	(1,061,155.06)	423,500.00	(1,484,655.06)	(2,569,875.00)	2,569,875.00	387,027,844.94	85,720,861.63	108,557,174.15	65,869,031.15	126,716,932.01	386,863,998.94	
MOOE		138,270,000.00	-423,500.00		137,846,500.00	138,270,000.00	-423,500.00	-423,500.00	0.00	-1,336,536.90	1,336,536.90	137,846,500.00	50,491,022.66	21,610,030.07	29,147,582.55	31,070,811.60	132,319,446.88	
FE		0.00	0.00		0.00	0.00	0.00	0.00	0.00	0.00	0.00	0.00	0.00	0.00	0.00	0.00		
CO		0.00	0.00		0.00	0.00	0.00	0.00	0.00	0.00	0.00	0.00	0.00	0.00	0.00	0.00		
SUB-TOTAL, GMS+OPERATIONS	5,001,950,000.00	5,001,950,000.00	0.00	0.00	5,001,950,000.00	4,891,950,000.00	-0.00	0.00	0.00	-554,278,652.12	554,278,652.12	4,891,950,000.00	1,453,416,383.27	1,024,444,939.25	899,423,225.88	1,235,377,681.91	4,612,662,230.31	
PS	2,088,653,000.00	2,088,653,000.00	29,630,000.00		2,118,283,000.00	2,088,653,000.00	29,630,000.00	29,630,000.00	0.00	-227,835,956.58	227,835,956.58	2,088,653,000.00	502,801,697.51	551,773,929.58	459,357,416.13	602,739,986.96	2,116,673,030.18	
MOOE	2,898,327,000.00	2,898,327,000.00	-29,630,000.00		2,868,697,000.00	2,898,327,000.00	-29,630,000.00	-29,630,000.00	0.00	-316,442,695.54	316,442,695.54	2,758,697,000.00	948,968,227.59	472,170,559.68	438,579,499.89	623,556,162.77	2,483,274,449.93	
FE	4,970,000.00	4,970,000.00	0.00		4,970,000.00	4,970,000.00	0.00	0.00	0.00	0.00	4,970,000.00	1,646,458.17	500,449.99	1,486,309.86	1,336,777.18	4,969,995.20		
CO	10,000,000.00	10,000,000.00	0.00		10,000,000.00	10,000,000.00	0.00	0.00	0.00	-10,000,000.00	10,000,000.00	0.00	0.00	0.00	7,744,755.00	7,744,755.00		
Automatic Appropriations	158,453,000.00	158,453,000.00	0.00	0.00	158,453,000.00	158,453,000.00	0.00	0.00	0.00	-3,504,000.00	3,504,000.00	158,453,000.00	32,118,904.92	38,729,310.52	44,067,706.63	41,796,475.48	156,712,397.55	
Retirement and Life Insurance Premiums	1104102	158,453,000.00	0.00		158,453,000.00	158,453,000.00	0.00	0.00	0.00	(3,504,000.00)	3,504,000.00	158,453,000.00	32,118,904.92	38,729,310.52	44,067,706.63	41,796,475.48	156,712,397.55	
General Administration and Support	1000000000000000	45,631,000.00	0.00		45,631,000.00	45,631,000.00	0.00	0.00	0.00	(2,845,000.00)	2,845,000.00	45,631,000.00	9,145,883.87	10,255,012.82	12,668,669.96	13,151,555.23	45,221,121.88	
General Management and Supervision	1000001000010000	45,631,000.00	0.00		45,631,000.00	45,631,000.00	0.00	0.00	0.00	(2,845,000.00)	2,845,000.00	45,631,000.00	9,145,883.87	10,255,012.82	12,668,669.96	13,151,555.23	45,221,121.88	
Central Office	220010100000	22,641,000.00	-2,404,000.00		20,237,000.00	22,641,000.00	0.00		(2,404,000.00)	-	20,237,000.00	3,183,400.71	4,815,464.75	6,507,274.11	5,730,860.43	20,237,000.00		
PS		22,641,000.00	-2,404,000.00		20,237,000.00	22,641,000.00	0.00		(2,404,000.00)	-	20,237,000.00	3,183,400.71	4,815,464.75	6,507,274.11	5,730,860.43	20,237,000.00		
Regional Office - I	220010300001	1,317,000.00	0.00		1,317,000.00	1,317,000.00	0.00			-	1,317,000.00	350,955.96	348,403.43	343,302.59	274,338.02	1,317,000.00		
PS		1,317,000.00	0.00		1,317,000.00	1,317,000.00	0.00			-	1,317,000.00	350,955.96	348,403.43	343,302.59	274,338.02	1,317,000.00		
Regional Office - CAR	220010300014	2,045,000.00	21,000.00		2,066,000.00	2,045,000.00	0.00			21,000.00	2,066,000.00	512,010.58	499,574.15	506,765.53	493,878.09	2,012,228.35		
PS		2,045,000.00	21,000.00		2,066,000.00	2,045,000.00	0.00			21,000.00	2,066,000.00	512,010.58	499,574.15	506,765.53	493,878.09	2,012,228.35		
Regional Office - II	220010300002	1,507,000.00	278,000.00		1,785,000.00	1,507,000.00	0.00			278,000.00	1,785,000.00	326,720.85	326,731.24	405,532.10	724,210.64	1,783,194.83		
PS		1,507,000.00	278,000.00		1,785,000.00	1,507,000.00	0.00			278,000.00	1,785,000.00	326,720.85	326,731.24	405,532.10	724,210.64	1,783,194.83		
Regional Office - III	220010300003	1,325,000.00	0.00		1,325,000.00	1,325,000.00	0.00			-	1,325,000.00	395,440.37	355,959.67	338,279.32	235,320.64	1,325,000.00		
PS		1,325,000.00	0.00		1,325,000.00	1,325,000.00	0.00			-	1,325,000.00	395,440.37	355,959.67	338,279.32	235,320.64	1,325,000.00		
Regional Office - IVA	220010300004	2,648,000.00	-241,000.00															

Particulars	UACS CODE	Appropriation					Allotments								Current Year Obligations				
		Authorized Appropriation	Adjustments (To)/From, Realignment)	SARO Received	Adjusted Appropriations	Allotments Received	Adjustments (Withdrawal, Realignment)	ADJUSTMENTS		Transfer To	Transfer From	Adjusted Total Allotments	1st Quarter Ending 31-Mar	2nd Quarter Ending 30-Jun	3rd Quarter Ending 30-Sept	4th Quarter Ending 31-Dec	Total		
								CNA	APSA										
Operations	3000000000000000	112,822,000.00	0.00		112,822,000.00	112,822,000.00	0.00	0.00	0.00			112,822,000.00	22,973,021.05	28,474,297.70	31,399,036.67	28,644,920.25	111,491,275.67		
OO : Exports and investments increased	3100000000000000	25,980,000.00	713,768.30		26,693,768.30	25,980,000.00	713,768.30	0.00	713,768.30	(324,000.00)	659,000.00	26,693,768.30	5,656,052.72	6,548,140.26	7,454,288.77	6,985,105.92	26,643,587.67		
EXPORTS AND INVESTMENTS DEVELOPMENT PR	3101000000000000	25,980,000.00	713,768.30		26,693,768.30	25,980,000.00	713,768.30	0.00	713,768.30	(324,000.00)	659,000.00	26,693,768.30	5,656,052.72	6,548,140.26	7,454,288.77	6,985,105.92	26,643,587.67		
Development, facilitation, and promotion of exports and investments, domestic and foreign	310100100002000	25,980,000.00	713,768.30		26,693,768.30	25,980,000.00	713,768.30	0.00	713,768.30	(324,000.00)	659,000.00	26,693,768.30	5,656,052.72	6,548,140.26	7,454,288.77	6,985,105.92	26,643,587.67		
Central Office	2200101000000	10,311,000.00	713,768.30		11,024,768.30	10,311,000.00	713,768.30	0.00	713,768.30			11,024,768.30	1,781,415.36	2,686,136.89	3,713,386.80	2,843,829.25	11,024,768.30		
PS		10,311,000.00	713,768.30		11,024,768.30	10,311,000.00	713,768.30		713,768.30			11,024,768.30	1,781,415.36	2,686,136.89	3,713,386.80	2,843,829.25	11,024,768.30		
Regional Office - I	2200103000001	574,000.00	0.00		574,000.00	574,000.00	0.00					574,000.00	131,050.92	139,248.00	150,462.00	153,239.08	574,000.00		
PS		574,000.00	0.00		574,000.00	574,000.00	0.00					574,000.00	131,050.92	139,248.00	150,462.00	153,239.08	574,000.00		
Regional Office - CAR	220010300014	1,482,000.00	0.00		1,482,000.00	1,482,000.00	0.00					1,482,000.00	374,752.27	379,697.72	365,707.23	361,842.78	1,482,000.00		
PS		1,482,000.00	0.00		1,482,000.00	1,482,000.00	0.00					1,482,000.00	374,752.27	379,697.72	365,707.23	361,842.78	1,482,000.00		
Regional Office - II	2200103000002	1,466,000.00	0.00		1,466,000.00	1,466,000.00	0.00					1,466,000.00	661,532.50	662,027.87	142,439.63	0.00	1,466,000.00		
PS		1,466,000.00	0.00		1,466,000.00	1,466,000.00	0.00					1,466,000.00	661,532.50	662,027.87	142,439.63	0.00	1,466,000.00		
Regional Office - III	2200103000003	2,115,000.00	-100,000.00		2,015,000.00	2,115,000.00	0.00		(100,000.00)			2,015,000.00	458,797.68	458,797.68	456,691.32	640,713.32	2,015,000.00		
PS		2,115,000.00	-100,000.00		2,015,000.00	2,115,000.00	0.00		(100,000.00)			2,015,000.00	458,797.68	458,797.68	456,691.32	640,713.32	2,015,000.00		
Regional Office - IVA	2200103000004	377,000.00	-24,000.00		353,000.00	377,000.00	0.00		(24,000.00)			353,000.00	85,540.55	84,410.35	85,458.67	92,323.39	347,732.96		
PS		377,000.00	-24,000.00		353,000.00	377,000.00	0.00		(24,000.00)			353,000.00	85,540.55	84,410.35	85,458.67	92,323.39	347,732.96		
Regional Office - IVB	220010300017	712,000.00	0.00		712,000.00	712,000.00	0.00					712,000.00	122,784.00	245,659.62	184,439.28	159,117.10	712,000.00		
PS		712,000.00	0.00		712,000.00	712,000.00	0.00					712,000.00	122,784.00	245,659.62	184,439.28	159,117.10	712,000.00		
Regional Office - V	2200103000005	1,009,000.00	0.00		1,009,000.00	1,009,000.00	0.00					1,009,000.00	258,656.85	250,602.39	251,885.61	247,855.15	1,009,000.00		
PS		1,009,000.00	0.00		1,009,000.00	1,009,000.00	0.00					1,009,000.00	258,656.85	250,602.39	251,885.61	247,855.15	1,009,000.00		
Regional Office - VI	2200103000006	354,000.00	0.00		354,000.00	354,000.00	0.00					354,000.00	178,078.81	175,921.19	0.00	0.00	354,000.00		
PS		354,000.00	0.00		354,000.00	354,000.00	0.00					354,000.00	178,078.81	175,921.19	0.00	0.00	354,000.00		
Regional Office - VII	2200103000007	1,408,000.00	-200,000.00		1,208,000.00	1,408,000.00	0.00		(200,000.00)			1,208,000.00	273,686.40	267,742.38	230,081.76	396,092.67	1,167,603.21		
PS		1,408,000.00	-200,000.00		1,208,000.00	1,408,000.00	0.00		(200,000.00)			1,208,000.00	273,686.40	267,742.38	230,081.76	396,092.67	1,167,603.21		
Regional Office - VIII	2200103000008	1,785,000.00	0.00		1,785,000.00	1,785,000.00	0.00					1,785,000.00	323,077.26	0.00	959,404.34	502,518.40	1,785,000.00		
PS		1,785,000.00	0.00		1,785,000.00	1,785,000.00	0.00					1,785,000.00	323,077.26	0.00	959,404.34	502,518.40	1,785,000.00		
Regional Office - IX	2200103000009	649,000.00	0.00		649,000.00	649,000.00	0.00					649,000.00	92,938.80	146,967.84	140,226.72	268,866.64	649,000.00		
PS		649,000.00	0.00		649,000.00	649,000.00	0.00					649,000.00	92,938.80	146,967.84	140,226.72	268,866.64	649,000.00		
Regional Office - X	220010300010	785,000.00	0.00		785,000.00	785,000.00	0.00					785,000.00	549,113.77	0.00	0.00	235,886.23	785,000.00		
PS		785,000.00	0.00		785,000.00	785,000.00	0.00					785,000.00	549,113.77	0.00	0.00	235,886.23	785,000.00		
Regional Office - XI	220010300011	1,230,000.00	0.00		1,230,000.00	1,230,000.00	0.00					1,230,000.00	242,952.48	250,664.28	275,911.68	455,954.76	1,225,483.20		
PS		1,230,000.00	0.00		1,230,000.00	1,230,000.00	0.00					1,230,000.00	242,952.48	250,664.28	275,911.68	455,954.76	1,225,483.20		
Regional Office - XII	220010300012	1,041,000.00	0.00		1,041,000.00	1,041,000.00	0.00					1,041,000.00	357,955.61	375,748.75	297,477.16	9,818.48	1,041,000.00		
PS		1,041,000.00	0.00		1,041,000.00	1,041,000.00	0.00					1,041,000.00	357,955.61	375,748.75	297,477.16	9,818.48	1,041,000.00		
Regional Office - XIII	220010300016	682,000.00	324,000.00		1,006,000.00	682,000.00	0.00					1,006,000.00	86,796.72	101,438.04	200,716.57	617,048.67	1,006,000.00		
PS		682,000.00	324,000.00		1,006,000.00	682,000.00	0.00			324,000.00		1,006,000.00	86,796.72	101,438.04	200,716.57	617,048.67	1,006,000.00		
OO : Industries developed	3200000000000000	22,853,000.00	-118,175.30		22,734,824.70	22,853,000.00	-118,175.30	0.00	-118,175.30	(45,000.00)	45,000.00	22,734,824.70	3,928,330.63	5,758,367.89	6,793,922.51	5,988,238.18	22,468,859.21		
INDUSTRY DEVELOPMENT PROGRAM	3201000000000000	22,853,000.00	-118,175.30		22,734,824.70	22,853,000.00	-118,175.30	0.00	-118,175.30	(45,000.00)	45,000.00	22,734,824.70	3,928,330.63	5,758,367.89	6,793,922.51	5,988,238.18	22,468,859.21		
Formulation of strategic plans, programs, and policies to develop competitive industries	320100100001000	19,325,000.00	305,922.23		19,630,922.23	19,325,000.00	305,922.23	0.00	305,922.23	(45,000.00)	45,000.00	19,630,922.23	3,618,498.79	5,303,163.01	5,582,698.42	4,860,596.52	19,364,956.74		
Central Office	2200101000000	11,379,000.00	305,922.23		11,684,922.23	11,379,000.00	305,922.23	0.00	305,922.23			11,684,922.23	2,161,654.35	2,952,239.69	4,040,992.21	2,530,035.98	11,684,922.23		
PS		11,379,000.00	305,922.23		11,684,922.23	11,379,000.00	305,922.23	0.00	305,922.23			11,684,922.23	2,161,654.35	2,952,239.69	4,040,992.21	2,530,035.98	11,684,922.23		
Regional Office - CAR	220010300014	68,000.00	0.00		68,000.00	68,000.00	0.00					68,000.00	17,153.04	17,153.04	17,185.68	16,659.20	68,000.00		
PS		68,000.00	0.00		68,000.00	68,000.00	0.00					68,000.00	17,153.04	17,153.04	17,185.68	16,659.20	68,000.00		
Regional Office - III	2200103000003	727,000.00	0.00		727,000.00	727,000.00	0.00					727,000.00	166,799.52	166,799.52	171,193.80	222,207.16	727,000.00		
PS		727,000.00	0.00		727,000.00	727,000.00	0.00					727,000.00	166,799.52	166,799.52	171,193.80	222,207.16	727,000.00		
Regional Office - IVA	2200103000004	812,000.00	-45,000.00		767,000.00	812,000.00	0.00		(45,000.00)			767,000.00	188,222.22	185,702.78	188,009.06	203,754.06	765,688.12		
PS		812,000.00	-45,000.00		767,000.00	812,000.00	0.00		(45,000.00)			767,000.00	188,222.22	185,702.78	188,009.06	203,754.06	765,688.12		
Regional Office - IVB	220010300017	372,000.00	0.00		372,000.00	372,000.00	0.00					372,000.00	73,634.40	147,268.80	110,511.96	40,584.84	372,000.00		
PS		372,000.00	0.00		372,000.00	372,000.00	0.00					372,000.00	73,634.40	147,268.80	110,511.96	40,584.84	372,000.00		
Regional Office - V	2200103000005	724,000.00	0.00		724,000.00	724,000.00	0.00					724,000.00	166,773.45	167,068.25	167,923.74	212,866.26	714,631.70		
PS		724,000.00	0.00		724,000.00	724,000.00	0.00												

Particulars	UACS CODE	Appropriation				Allotments							Current Year Obligations				
		Authorized Appropriation	Adjustments (To)/From, Realignment)	SARO Received	Adjusted Appropriations	Allotments Received	Adjustments (Withdrawal, Realignment)	ADJUSTMENTS		Transfer To	Transfer From	Adjusted Total Allotments	1st Quarter Ending 31-Mar	2nd Quarter Ending 30-Jun	3rd Quarter Ending 30-Sept	4th Quarter Ending 31-Dec	Total
								CNA	APSA								
OO : MSMEs assisted and developed	33000000000000	28,002,000.00	478,354.01		28,480,354.01	28,002,000.00	478,354.01	0.00									
MSME DEVELOPMENT PROGRAM	33010000000000	28,002,000.00	478,354.01		28,480,354.01	28,002,000.00	478,354.01	0.00									
Formulation of strategic plans, programs and policies on MSME development	330100100001000	598,000.00	0.00		598,000.00	598,000.00	0.00	0.00	0.00	-	-	598,000.00	343,542.72	167,131.92	3,510.60	83,814.76	598,000.00
Central Office	220010100000	598,000.00	0.00		598,000.00	598,000.00	0.00	0.00	0.00	-	-	598,000.00	343,542.72	167,131.92	3,510.60	83,814.76	598,000.00
PS		598,000.00	0.00		598,000.00	598,000.00	0.00			-	-	598,000.00	343,542.72	167,131.92	3,510.60	83,814.76	598,000.00
Implementation of the MSME Development Plan and other initiatives to promote the growth of Micro, Small and Medium Enterprises	330100100002000	27,404,000.00	478,354.01		27,882,354.01	27,404,000.00	478,354.01	0.00	478,354.01	(120,000.00)	120,000.00	27,882,354.01	6,073,822.38	7,779,062.49	6,915,015.46	6,490,434.29	27,258,334.62
Central Office	220010100000	3,386,000.00	478,354.01		3,864,354.01	3,386,000.00	478,354.01	0.00	478,354.01	-	-	3,864,354.01	597,453.00	1,078,985.48	1,410,873.00	777,042.53	3,864,354.01
PS		3,386,000.00	478,354.01		3,864,354.01	3,386,000.00	478,354.01	0.00	478,354.01	-	-	3,864,354.01	597,453.00	1,078,985.48	1,410,873.00	777,042.53	3,864,354.01
Regional Office - I	220010300001	2,943,000.00	0.00		2,943,000.00	2,943,000.00	0.00	0.00		-	-	2,943,000.00	718,309.78	689,517.90	641,261.72	696,550.92	2,745,640.32
PS		2,943,000.00	0.00		2,943,000.00	2,943,000.00	0.00			-	-	2,943,000.00	718,309.78	689,517.90	641,261.72	696,550.92	2,745,640.32
Regional Office - CAR	220010300014	1,448,000.00	0.00		1,448,000.00	1,448,000.00	0.00	0.00		-	-	1,448,000.00	361,524.42	371,175.95	419,799.01	295,500.62	1,448,000.00
PS		1,448,000.00	0.00		1,448,000.00	1,448,000.00	0.00			-	-	1,448,000.00	361,524.42	371,175.95	419,799.01	295,500.62	1,448,000.00
Regional Office - II	220010300002	1,363,000.00	0.00		1,363,000.00	1,363,000.00	0.00	0.00		-	-	1,363,000.00	408,925.49	407,092.40	397,185.12	149,796.99	1,363,000.00
PS		1,363,000.00	0.00		1,363,000.00	1,363,000.00	0.00			-	-	1,363,000.00	408,925.49	407,092.40	397,185.12	149,796.99	1,363,000.00
Regional Office - III	220010300003	2,329,000.00	0.00		2,329,000.00	2,329,000.00	0.00	0.00		-	-	2,329,000.00	565,001.01	564,660.56	573,950.23	625,388.20	2,329,000.00
PS		2,329,000.00	0.00		2,329,000.00	2,329,000.00	0.00			-	-	2,329,000.00	565,001.01	564,660.56	573,950.23	625,388.20	2,329,000.00
Regional Office - IVA	220010300004	1,532,000.00	-120,000.00		1,412,000.00	1,532,000.00	0.00			(120,000.00)	-	1,412,000.00	342,220.60	339,061.09	341,834.68	340,888.42	1,364,004.79
PS		1,532,000.00	-120,000.00		1,412,000.00	1,532,000.00	0.00			(120,000.00)	-	1,412,000.00	342,220.60	339,061.09	341,834.68	340,888.42	1,364,004.79
Regional Office - IVB	220010300017	1,694,000.00	0.00		1,694,000.00	1,694,000.00	0.00			-	-	1,694,000.00	190,393.32	380,780.13	324,244.35	677,819.38	1,573,237.18
PS		1,694,000.00	0.00		1,694,000.00	1,694,000.00	0.00			-	-	1,694,000.00	190,393.32	380,780.13	324,244.35	677,819.38	1,573,237.18
Regional Office - V	220010300005	2,433,000.00	0.00		2,433,000.00	2,433,000.00	0.00	0.00		-	-	2,433,000.00	569,809.39	570,816.53	573,739.42	590,627.01	2,304,992.35
PS		2,433,000.00	0.00		2,433,000.00	2,433,000.00	0.00			-	-	2,433,000.00	569,809.39	570,816.53	573,739.42	590,627.01	2,304,992.35
Regional Office - VI	220010300006	1,567,000.00	0.00		1,567,000.00	1,567,000.00	0.00	0.00		-	-	1,567,000.00	155,614.56	284,583.60	205,596.00	849,992.25	1,495,786.41
PS		1,567,000.00	0.00		1,567,000.00	1,567,000.00	0.00			-	-	1,567,000.00	155,614.56	284,583.60	205,596.00	849,992.25	1,495,786.41
Regional Office - VII	220010300007	1,626,000.00	0.00		1,626,000.00	1,626,000.00	0.00	0.00		-	-	1,626,000.00	382,800.12	403,367.88	388,139.17	422,808.99	1,597,116.16
PS		1,626,000.00	0.00		1,626,000.00	1,626,000.00	0.00			-	-	1,626,000.00	382,800.12	403,367.88	388,139.17	422,808.99	1,597,116.16
Regional Office - VIII	220010300008	1,587,000.00	0.00		1,587,000.00	1,587,000.00	0.00	0.00		-	-	1,587,000.00	629,924.30	957,075.70	0.00	0.00	1,587,000.00
PS		1,587,000.00	0.00		1,587,000.00	1,587,000.00	0.00			-	-	1,587,000.00	629,924.30	957,075.70	0.00	0.00	1,587,000.00
Regional Office - IX	220010300009	787,000.00	0.00		787,000.00	787,000.00	0.00	0.00		-	-	787,000.00	119,052.48	187,253.76	204,298.56	276,395.20	787,000.00
PS		787,000.00	0.00		787,000.00	787,000.00	0.00			-	-	787,000.00	119,052.48	187,253.76	204,298.56	276,395.20	787,000.00
Regional Office - X	220010300010	1,217,000.00	0.00		1,217,000.00	1,217,000.00	0.00	0.00		-	-	1,217,000.00	0.00	553,419.99	545,512.75	118,067.26	1,217,000.00
PS		1,217,000.00	0.00		1,217,000.00	1,217,000.00	0.00			-	-	1,217,000.00	0.00	553,419.99	545,512.75	118,067.26	1,217,000.00
Regional Office - XI	220010300011	1,626,000.00	0.00		1,626,000.00	1,626,000.00	0.00	0.00		-	-	1,626,000.00	426,036.72	398,434.44	382,665.84	389,066.40	1,596,203.40
PS		1,626,000.00	0.00		1,626,000.00	1,626,000.00	0.00			-	-	1,626,000.00	426,036.72	398,434.44	382,665.84	389,066.40	1,596,203.40
Regional Office - XII	220010300012	869,000.00	0.00		869,000.00	869,000.00	0.00	0.00		-	-	869,000.00	222,626.16	242,532.84	243,350.88	160,490.12	869,000.00
PS		869,000.00	0.00		869,000.00	869,000.00	0.00			-	-	869,000.00	222,626.16	242,532.84	243,350.88	160,490.12	869,000.00
Regional Office - XIII	220010300016	997,000.00	120,000.00		1,117,000.00	997,000.00	0.00	0.00		-	120,000.00	1,117,000.00	384,131.03	350,304.24	262,564.73	120,000.00	1,117,000.00
PS		997,000.00	120,000.00		1,117,000.00	997,000.00	0.00			-	120,000.00	1,117,000.00	384,131.03	350,304.24	262,564.73	120,000.00	1,117,000.00
OO : Consumer welfare enhanced	34000000000000	35,987,000.00	-1,073,947.01		34,913,052.99	35,987,000.00	-1,073,947.01	0.00	-1,073,947.01	(170,000.00)	170,000.00	34,913,052.99	6,971,272.60	8,221,595.14	10,232,299.33	9,097,327.10	34,522,494.17
CONSUMER PROTECTION PROGRAM	34010000000000	34,262,000.00	-1,073,947.01		33,188,052.99	34,262,000.00	-1,073,947.01	0.00	-1,073,947.01	(170,000.00)	170,000.00	33,188,052.99	6,713,173.65	7,828,179.50	9,726,440.78	8,529,700.24	32,797,494.17
Monitoring and enforcement of FTL including consumer complaints handling	340100100002000	16,993,000.00	0.00		16,993,000.00	16,993,000.00	0.00	0.00	0.00	(120,000.00)	120,000.00	16,993,000.00	4,606,010.84	4,951,535.37	3,579,371.75	3,645,820.10	16,782,738.06
Central Office	220010100000	2,426,000.00	0.00		2,426,000.00	2,426,000.00	0.00	0.00		-	-	2,426,000.00	1,144,232.49	1,204,718.77	8,323.30	68,725.44	2,426,000.00
PS		2,426,000.00	0.00		2,426,000.00	2,426,000.00	0.00			-	-	2,426,000.00	1,144,232.49	1,204,718.77	8,323.30	68,725.44	2,426,000.00
Regional Office - I	220010300001	737,000.00	0.00		737,000.00	737,000.00	0.00	0.00		-	-	737,000.00	163,034.60	168,652.49	175,031.28	230,281.63	737,000.00
PS		737,000.00	0.00		737,000.00	737,000.00	0.00			-	-	737,000.00	163,034.60	168,652.49	175,031.28	230,281.63	737,000.00
Regional Office - CAR	220010300014	1,080,000.00	0.00		1,080,000.00	1,080,000.00	0.00	0.00		-	-	1,080,000.00	221,580.33	216,835.08	218,433.61	398,947.00	1,055,796.02
PS		1,080,000.00	0.00		1,080,000.00	1,080,000.00	0.00			-	-	1,080,000.00	221,580.33	216,835.08	218,433.61	398,947.00	1,055,796.02
Regional Office - II	220010300002	1,268,000.00	0.00		1,268,000.00	1,268,000.00	0.00	0.00		-	-	1,268,000.00	130,241.52	572,106.38	435,410.58	1,268,000.00	1,268,000.00
PS		1,268,000.00	0.00		1,268,000.00	1,268,000.00	0.00			-	-	1,268,000.00	130,241.52	572,106.38	435,410.58	1,268,000.00	1,268,000.00
Regional Office - III	220010300003	1,545,000.00	0.00		1,545,000.00	1,545,000.00	0.00	0.00									

Particulars	UACS CODE	Appropriation					Allotments						Current Year Obligations				
		Authorized Appropriation	Adjustments (To)/From, Realignment)	SARO Received	Adjusted Appropriations	Allotments Received	Adjustments (Withdrawal, Realignment)	ADJUSTMENTS			Adjusted Total Allotments	1st Quarter Ending 31-Mar	2nd Quarter Ending 30-Jun	3rd Quarter Ending 30-Sept	4th Quarter Ending 31-Dec	Total	
								CNA	APSA	Transfer To							
Regional Office - XIII PS	220010300016	780,000.00	120,000.00		900,000.00	780,000.00	0.00				120,000.00			179,877.24	127,476.48	900,000.00	
		780,000.00	120,000.00		900,000.00	780,000.00	0.00				120,000.00			179,877.24	127,476.48	900,000.00	
Accreditation and issuance of business licenses, permits, registration and authorities	340100100003000	17,269,000.00	-1,073,947.01		16,195,052.99	17,269,000.00	-1,073,947.01	0.00	-1,073,947.01	(50,000.00)	50,000.00	16,195,052.99	2,107,162.81	2,876,644.13	6,147,069.03	4,883,880.14	16,014,756.11
Central Office PS	220010100000	7,793,000.00	-1,073,947.01		6,719,052.99	7,793,000.00	-1,073,947.01	0.00	-1,073,947.01			6,719,052.99	0.00	929,577.53	3,083,802.85	2,705,672.61	6,719,052.99
		7,793,000.00	-1,073,947.01		6,719,052.99	7,793,000.00	-1,073,947.01		(1,073,947.01)			6,719,052.99	0.00	929,577.53	3,083,802.85	2,705,672.61	6,719,052.99
Regional Office - I PS	220010300001	427,000.00	0.00		427,000.00	427,000.00	0.00					427,000.00	95,566.56	101,924.93	115,416.72	114,091.79	427,000.00
		427,000.00	0.00		427,000.00	427,000.00	0.00					427,000.00	95,566.56	101,924.93	115,416.72	114,091.79	427,000.00
Regional Office - CAR PS	220010300014	677,000.00	0.00		677,000.00	677,000.00	0.00					677,000.00	177,440.04	177,440.04	177,464.23	144,655.69	677,000.00
		677,000.00	0.00		677,000.00	677,000.00	0.00					677,000.00	177,440.04	177,440.04	177,464.23	144,655.69	677,000.00
Regional Office - II PS	220010300002	920,000.00	0.00		920,000.00	920,000.00	0.00					920,000.00	176,016.24	176,184.84	180,896.47	386,902.45	920,000.00
		920,000.00	0.00		920,000.00	920,000.00	0.00					920,000.00	176,016.24	176,184.84	180,896.47	386,902.45	920,000.00
Regional Office - III PS	220010300003	873,000.00	0.00		873,000.00	873,000.00	0.00					873,000.00	221,124.36	223,001.88	224,991.00	203,882.76	873,000.00
		873,000.00	0.00		873,000.00	873,000.00	0.00					873,000.00	221,124.36	223,001.88	224,991.00	203,882.76	873,000.00
Regional Office - IVA PS	220010300004	844,000.00	-50,000.00		794,000.00	844,000.00	0.00			(50,000.00)		794,000.00	188,189.21	185,702.78	188,009.07	190,984.55	752,885.61
		844,000.00	-50,000.00		794,000.00	844,000.00	0.00			(50,000.00)		794,000.00	188,189.21	185,702.78	188,009.07	190,984.55	752,885.61
Regional Office - IVB PS	220010300017	537,000.00	0.00		537,000.00	537,000.00	0.00					537,000.00	127,571.76	255,324.39	152,886.96	1,216.89	537,000.00
		537,000.00	0.00		537,000.00	537,000.00	0.00					537,000.00	127,571.76	255,324.39	152,886.96	1,216.89	537,000.00
Regional Office - V PS	220010300005	804,000.00	0.00		804,000.00	804,000.00	0.00					804,000.00	180,671.28	180,990.62	181,917.39	181,779.26	725,358.55
		804,000.00	0.00		804,000.00	804,000.00	0.00					804,000.00	180,671.28	180,990.62	181,917.39	181,779.26	725,358.55
Regional Office - VI PS	220010300006	417,000.00	0.00		417,000.00	417,000.00	0.00					417,000.00	73,229.40	144,028.80	141,603.36	58,138.44	417,000.00
		417,000.00	0.00		417,000.00	417,000.00	0.00					417,000.00	73,229.40	144,028.80	141,603.36	58,138.44	417,000.00
Regional Office - VII PS	220010300007	735,000.00	0.00		735,000.00	735,000.00	0.00					735,000.00	171,824.40	175,883.76	173,854.08	164,915.52	686,477.76
		735,000.00	0.00		735,000.00	735,000.00	0.00					735,000.00	171,824.40	175,883.76	173,854.08	164,915.52	686,477.76
Regional Office - VIII PS	220010300008	473,000.00	0.00		473,000.00	473,000.00	0.00					473,000.00	0.00	0.00	0.00	0.00	473,000.00
		473,000.00	0.00		473,000.00	473,000.00	0.00					473,000.00	0.00	0.00	0.00	0.00	473,000.00
Regional Office - IX PS	220010300009	208,000.00	0.00		208,000.00	208,000.00	0.00					208,000.00	43,878.24	66,639.24	67,187.16	30,295.36	208,000.00
		208,000.00	0.00		208,000.00	208,000.00	0.00					208,000.00	43,878.24	66,639.24	67,187.16	30,295.36	208,000.00
Regional Office - X PS	220010300010	1,364,000.00	0.00		1,364,000.00	1,364,000.00	0.00					1,364,000.00	0.00	0.00	1,104,939.36	259,060.64	1,364,000.00
		1,364,000.00	0.00		1,364,000.00	1,364,000.00	0.00					1,364,000.00	0.00	0.00	1,104,939.36	259,060.64	1,364,000.00
Regional Office - XI PS	220010300011	422,000.00	0.00		422,000.00	422,000.00	0.00					422,000.00	120,039.60	106,467.84	77,051.28	409,981.20	422,000.00
		422,000.00	0.00		422,000.00	422,000.00	0.00					422,000.00	120,039.60	106,467.84	77,051.28	409,981.20	422,000.00
Regional Office - XII PS	220010300012	506,000.00	0.00		506,000.00	506,000.00	0.00					506,000.00	51,650.28	74,541.48	81,519.78	298,288.46	506,000.00
		506,000.00	0.00		506,000.00	506,000.00	0.00					506,000.00	51,650.28	74,541.48	81,519.78	298,288.46	506,000.00
Regional Office - XIII PS	220010300016	269,000.00	50,000.00		319,000.00	269,000.00	0.00				50,000.00	319,000.00	6,961.44	78,936.00	166,158.12	66,944.44	319,000.00
		269,000.00	50,000.00		319,000.00	269,000.00	0.00				50,000.00	319,000.00	6,961.44	78,936.00	166,158.12	66,944.44	319,000.00
CONSUMER EDUCATION AND ADVOCACY PROGRAM	340200000000000	1,725,000.00	0.00		1,725,000.00	1,725,000.00	0.00					1,725,000.00	258,098.95	393,415.64	505,858.55	567,626.86	1,725,000.00
Formulation of strategic plans, programs, and policies on consumer education, awareness and advocacy	340200100001000	1,725,000.00	0.00		1,725,000.00	1,725,000.00	0.00					1,725,000.00	258,098.95	393,415.64	505,858.55	567,626.86	1,725,000.00
Central Office PS	220010100000	1,725,000.00	0.00		1,725,000.00	1,725,000.00	0.00					1,725,000.00	258,098.95	393,415.64	505,858.55	567,626.86	1,725,000.00
		1,725,000.00	0.00		1,725,000.00	1,725,000.00	0.00					1,725,000.00	258,098.95	393,415.64	505,858.55	567,626.86	1,725,000.00
TOTAL, Automatic Appropriation		158,453,000.00	0.00	0.00	158,453,000.00	158,453,000.00	0.00	0.00	0.00	-3,504,000.00	3,504,000.00	158,453,000.00	32,118,904.92	38,729,310.52	44,067,706.63	41,796,475.48	156,712,397.55
PS		158,453,000.00	-	-	158,453,000.00	158,453,000.00	-	-	-	(3,504,000.00)	3,504,000.00	158,453,000.00	32,118,904.92	38,729,310.52	44,067,706.63	41,796,475.48	156,712,397.55
III. Special Purpose Fund		0.00	-0.00	464,677,199.00	464,677,199.00	464,677,199.00	0.00	0.00	0.00	-107,825,884.06	107,825,884.06	464,677,199.00	4,224,730.58	75,654,452.17	12,214,011.25	155,943,491.23	248,036,685.23
A. Pension and Gratuity Fund (PGF)		0.00	-0.00	73,357,642.00	73,357,642.00	73,357,642.00	0.00	0.00	0.00	-1,053,551.93	1,053,551.93	73,357,642.00	4,224,730.58	20,246,337.18	12,185,517.80	36,700,973.66	73,357,559.22
General Administration and Support	100000000000000	0.00	0.00	71,837,135.00	71,837,135.00	71,837,135.00	0.00	0.00	0.00	0.00	0.00	71,837,135.00	4,224,730.58	20,246,337.18	12,147,723.80	35,218,263.27	71,837,054.83
General Management and Supervision	100000100001000	0.00	0.00	71,837,135.00	71,837,135.00	71,837,135.00	0.00	0.00	0.00	0.00	0.00	71,837,135.00	4,224,730.58	20,246,337.18	12,147,723.80	35,218,263.27	71,837,054.83
Central Office PS	220010100000	0.00	0.00	18,261,498.00	18,261,498.00	18,261,498.00	0.00	0.00	0.00	0.00	0.00	18,261,498.00	2,737,525.00	4,600,284.95	0.00	10,923,670.85	18,261,480.80
		0.00	0.00	18,261,498.00	18,261,498.00	18,261,498.00	0.00	0.00	0.00	0.00	0.00	18,261,498.00	2,737,525.00	4,600,284.95	0.00	10,923,670.85	18,261,480.80
Regional Office - I PS	220010300001	0.00	0.00	6,019,074.00	6,019,074.00	6,019,074.00	0.00	0.00	0.00	0.00	0.00	6,019,074.00	0.00	0.00	2,700,873.04	3,318,199.32	6,019,072.36
		0.00	0.00	6,019,074.00	6,019,074.00	6,019,074.00	0.00	0.00	0.00	0.00	0.00	6,019,074.00	0.00	0.00	2,700,873.04	3,318,199.32	6,019,072.36
Regional Office - CAR PS	220010300014	0.00	0.00	233,241.00	233,241.00	233,241.00	0										

Particulars	UACS CODE	Appropriation				Allotments						Current Year Obligations					
		Authorized Appropriation	Adjustments (To)/From, Realignment	SARO Received	Adjusted Appropriations	Allotments Received	Adjustments (Withdrawal, Realignment)	ADJUSTMENTS				Adjusted Total Allotments	1st Quarter Ending 31-Mar	2nd Quarter Ending 30-Jun	3rd Quarter Ending 30-Sept	4th Quarter Ending 31-Dec	Total
								CNA	APSA	Transfer To	Transfer From						
Regional Office - X PS	220010300010	0.00	0.00	5,422,659.00	5,422,659.00	5,422,659.00	0.00					5,422,659.00	0.00	2,255,665.24	559,228.09	2,607,761.24	5,422,654.57
Regional Office - XI PS	220010300011	0.00	0.00	1,495,851.00	1,495,851.00	1,495,851.00	0.00					1,495,851.00	0.00	778,471.00	692,385.10	24,994.90	1,495,851.00
Regional Office - XII PS	220010300012	0.00	0.00	2,140,934.00	2,140,934.00	2,140,934.00	0.00					2,140,934.00	0.00	778,471.00	692,385.10	24,994.90	1,495,851.00
Regional Office - XIII PS	220010300016	0.00	0.00	1,142,368.00	1,142,368.00	1,142,368.00	0.00					1,142,368.00	0.00	0.00	0.00	2,140,933.45	2,140,933.45
OO : MSMEs assisted and developed MSME DEVELOPMENT PROGRAM	33000000000000	0.00	-0.00	1,520,507.00	1,520,507.00	1,520,507.00	0.00	0.00	0.00	-1,053,551.93	1,053,551.93	1,520,507.00	0.00	0.00	37,794.00	1,482,710.39	1,520,504.39
<i>For the requirements of the Program Beneficiaries Development Component of the Comprehensive Agrarian Reform Program (CARP)</i>	33010000003000	0.00	-0.00	1,520,507.00	1,520,507.00	1,520,507.00	0.00	0.00	0.00	-1,053,551.93	1,053,551.93	1,520,507.00	0.00	0.00	37,794.00	1,482,710.39	1,520,504.39
Central Office PS	220010100000	0.00	-1,053,551.93	1,520,507.00	466,955.07	1,520,507.00	0.00	0.00	0.00	-1,053,551.93	0.00	466,955.07	0.00	0.00	0.00	466,953.32	466,953.32
Regional Office - I PS	220010300001	0.00	154,274.23	0.00	154,274.23	0.00	0.00	0.00	0.00		154,274.23	154,274.23	0.00	0.00	0.00	154,274.23	154,274.23
Regional Office - CAR PS	220010300014	0.00	51,424.74	0.00	51,424.74	0.00	0.00	0.00	0.00		51,424.74	51,424.74	0.00	0.00	0.00	51,424.74	51,424.74
Regional Office - II PS	220010300002	0.00	0.00	0.00	0.00	0.00	0.00	0.00	0.00			0.00	0.00	0.00	0.00	0.00	0.00
Regional Office - III PS	220010300003	0.00	60,248.59	0.00	60,248.59	0.00	0.00	0.00	0.00	0.00	60,248.59	60,248.59	0.00	0.00	0.00	60,248.59	60,248.59
Regional Office - IVA PS	220010300004	0.00	178,488.07	0.00	178,488.07	0.00	0.00	0.00	0.00		178,488.07	178,488.07	0.00	0.00	0.00	178,488.07	178,488.07
Regional Office - IVB PS	220010300017	0.00	81,913.21	0.00	81,913.21	0.00	0.00	0.00	0.00		81,913.21	81,913.21	0.00	0.00	37,794.00	44,119.21	81,913.21
Regional Office - V PS	220010300005	0.00	86,720.11	0.00	86,720.11	0.00	0.00	0.00	0.00		86,720.11	86,720.11	0.00	0.00	0.00	86,720.11	86,720.11
Regional Office - VI PS	220010300006	0.00	146,968.70	0.00	146,968.70	0.00	0.00	0.00	0.00		146,968.70	146,968.70	0.00	0.00	0.00	146,968.70	146,968.70
Regional Office - VII PS	220010300007	0.00	0.00	0.00	0.00	0.00	0.00	0.00	0.00			0.00	0.00	0.00	0.00	0.00	0.00
Regional Office - VIII PS	220010300008	0.00	49,414.00	0.00	49,414.00	0.00	0.00	0.00	0.00		49,414.00	49,414.00	0.00	0.00	0.00	49,413.52	49,413.52
Regional Office - IX PS	220010300009	0.00	94,025.64	0.00	94,025.64	0.00	0.00	0.00	0.00		94,025.64	94,025.64	0.00	0.00	0.00	94,025.64	94,025.64
Regional Office - X PS	220010300010	0.00	22,518.04	0.00	22,518.04	0.00	0.00	0.00	0.00		22,518.04	22,518.04	0.00	0.00	0.00	22,518.04	22,518.04
Regional Office - XI PS	220010300011	0.00	0.00	0.00	0.00	0.00	0.00	0.00	0.00			0.00	0.00	0.00	0.00	0.00	0.00
Regional Office - XII PS	220010300012	0.00	33,530.60	0.00	33,530.60	0.00	0.00	0.00	0.00		33,530.60	33,530.60	0.00	0.00	0.00	33,530.60	33,530.60
Regional Office - XIII PS	220010300016	0.00	94,026.00	0.00	94,026.00	0.00	0.00	0.00	0.00		94,026.00	94,026.00	0.00	0.00	0.00	94,025.62	94,025.62
B. Miscellaneous Personnel Benefit Fund (PBB 2021)		0.00	0.00	59,382,557.00	59,382,557.00	59,382,557.00	0.00			(36,406,426.47)	36,406,426.47	59,382,557.00	0.00	55,408,114.99	28,493.45	3,905,325.33	59,341,933.77
Central Office PS	220010100000	0.00	-36,406,426.47	59,382,557.00	22,976,130.53	59,382,557.00	0.00			(36,406,426.47)		22,976,130.53	0.00	19,179,250.07	0.00	3,756,257.24	22,935,507.31
Regional Office - I PS	220010300001	0.00	2,150,219.19	2,150,219.19	2,150,219.19	0.00	0.00				2,150,219.19	2,150,219.19	0.00	2,124,282.16	0.00	25,937.03	2,150,219.19
Regional Office - CAR PS	220010300014	0.00	2,680,590.34	2,680,590.34	2,680,590.34	0.00	0.00				2,680,590.34	2,680,590.34	0.00	2,672,750.30	7,840.04	0.00	2,680,590.34
Regional Office - II PS	220010300002	0.00	2,531,841.52	2,531,841.52	2,531,841.52	0.00	0.00				2,531,841.52	2,531,841.52	0.00	2,522,545.16	9,296.35	-0.00	2,531,841.51
Regional Office - III PS	220010300003	0.00	3,094,419.43	3,094,419.43	3,094,419.43	0.00	0.00				3,094,419.43	3,094,419.43	0.00	3,061,500.31	11,357.06	21,562.06	3,094,419.43
Regional Office - IVA PS	220010300004	0.00	2,812,175.13	2,812,175.13	2,812,175.13	0.00	0.00				2,812,175.13	2,812,175.13	0.00	2,812,175.13	0.00	0.00	2,812,175.13
Regional Office - IVB PS	220010300017	0.00	2,007,811.83	2,007,811.83	2,007,811.83	0.00	0.00				2,007,811.83	2,007,811.83	0.00	2,007,811.83	0.00	0.00	2,007,811.83
Regional Office - V PS	220010300005	0.00	2,693,318.94	2,693,318.94	2,693,318.94	0.00	0.00				2,693,318.94	2,693,318.94	0.00	2,693,318.94	0.00	0.00	2,693,318.94
Regional Office - VI PS	220010300006	0.00	2,187,029.52	2,187,029.52	2,187,029.52	0.00	0.00				2,187,029.52	2,187,029.52	0.00	2,085,460.52	101,569.00	0.00	2,187,029.52
Regional Office - VII PS	220010300007	0.00	2,466,890.97	2,466,890.97	2,466,890.97	0.00	0.00				2,466,890.97	2,466,890.97	0.00	2,466,890.97	0.00	0.00	2,466,890.97
Regional Office - VIII PS	220010300008	0.00	2,230,143.96	2,230,143.96	2,230,143.96	0.00	0.00				2,230,143.96	2,230,143.96	0.00	2,230,143.96	0.00	0.00	2,230,143.96
Regional Office - IX PS	220010300009	0.00	2,221,533.24	2,221,533.24	2,221,533.24	0.00	0.00				2,221,533.24	2,221,533.24	0.00	2,221,533.24	0.00	0.00	2,221,533.24
Regional Office - X PS	220010300010	0.00	2,366,828.20	2,366,828.20	2,366,828.20	0.00	0.00				2,366,828.20	2,366,828.20	0.00	2,366,828.20	0.00	0.00	2,366,828.20

Particulars	UACS CODE	Appropriation				Allotments							Current Year Obligations				
		Authorized Appropriation	Adjustments (To)/From, Realignment	SARO Received	Adjusted Appropriations	Allotments Received	Adjustments (Withdrawal, Realignment)	ADJUSTMENTS		Transfer To	Transfer From	Adjusted Total Allotments	1st Quarter Ending 31-Mar	2nd Quarter Ending 30-Jun	3rd Quarter Ending 30-Sept	4th Quarter Ending 31-Dec	Total
								CNA	APSA								
Regional Office - XI PS	220010300011	0.00	2,593,042.50		2,593,042.50	0.00	0.00				2,593,042.50	2,593,042.50	2,593,042.50	0.00	0.00	2,593,042.50	
Regional Office - XII PS	220010300012	0.00	2,026,819.50		2,026,819.50	0.00	0.00				2,026,819.50	2,026,819.50	2,026,819.50	0.00	0.00	2,026,819.50	
Regional Office - XIII PS	220010300016	0.00	2,343,762.20		2,343,762.20	0.00	0.00				2,343,762.20	2,343,762.20	2,343,762.20	0.00	0.00	2,343,762.20	
Unprogrammed Appropriations - Rural Agro-Enterprise Partnership for Inclusive Development (RAPID) Growth - Loan Proceed (LP)	330100300001000	0.00	0.00	331,937,000.00	331,937,000.00	331,937,000.00	0.00			(70,365,905.66)	70,365,905.66	331,937,000.00	0.00	0.00	0.00	115,337,192.24	115,337,192.24
Central Office - MOOE		0.00	-70,365,905.66	331,937,000.00	261,571,094.34	331,937,000.00	0.00			(70,365,905.66)	-	261,571,094.34	0.00	0.00	0.00	50,800,000.00	50,800,000.00
CO			0.00		0.00	0.00	0.00					0.00	0.00	0.00	0.00	0.00	0.00
Regional Office - VIII MOOE	220010300008	0.00	0.00		0.00	0.00	0.00					0.00	0.00	0.00	0.00	0.00	0.00
CO			0.00		0.00	0.00	0.00					0.00	0.00	0.00	0.00	0.00	0.00
Regional Office - IX MOOE	220010300009	0.00	0.00		0.00	0.00	0.00					0.00	0.00	0.00	0.00	0.00	0.00
CO			0.00		0.00	0.00	0.00					0.00	0.00	0.00	0.00	0.00	0.00
Regional Office - X MOOE	220010300010	0.00	1,306,800.00		1,306,800.00	0.00	0.00				1,306,800.00	1,306,800.00	1,306,800.00	0.00	0.00	0.00	0.00
CO			0.00		0.00	0.00	0.00					0.00	0.00	0.00	0.00	0.00	0.00
Regional Office - XI MOOE	220010300011	0.00	18,137,737.88		18,137,737.88	0.00	0.00				18,137,737.88	18,137,737.88	18,137,737.88	0.00	0.00	15,692,307.42	15,692,307.42
CO			0.00		0.00	0.00	0.00					0.00	0.00	0.00	0.00	0.00	0.00
Regional Office - XII MOOE	220010300012	0.00	50,871,367.78		50,871,367.78	0.00	0.00				50,871,367.78	50,871,367.78	50,871,367.78	0.00	0.00	48,794,884.82	48,794,884.82
CO			0.00		0.00	0.00	0.00					0.00	0.00	0.00	0.00	0.00	0.00
Regional Office - XIII MOOE	220010300016	0.00	50,000.00		50,000.00	0.00	0.00				50,000.00	50,000.00	50,000.00	0.00	0.00	50,000.00	50,000.00
CO			0.00		0.00	0.00	0.00					0.00	0.00	0.00	0.00	0.00	0.00
SUB-TOTAL, Special Purpose Fund		0.00	-0.00	464,677,199.00	464,677,199.00	464,677,199.00	0.00	0.00	0.00	-107,825,884.06	107,825,884.06	464,677,199.00	4,224,730.58	75,654,452.17	12,214,011.25	155,943,491.23	248,036,685.23
PS		0.00	-0.00	132,740,199.00	132,740,199.00	132,740,199.00	0.00	0.00	0.00	-37,459,978.40	37,459,978.40	132,740,199.00	4,224,730.58	75,654,452.17	12,214,011.25	40,606,298.99	132,699,492.99
MOOE		0.00	0.00	331,937,000.00	331,937,000.00	331,937,000.00	0.00	0.00	0.00	-70,365,905.66	70,365,905.66	331,937,000.00	0.00	0.00	0.00	115,337,192.24	115,337,192.24
FinEX																	
CO		0.00	0.00	0.00	0.00	0.00	0.00	0.00	0.00	0.00	0.00	0.00	0.00	0.00	0.00	0.00	0.00
SPECIAL ACCOUNT IN THE GENERAL FUND		23,421,000.00	0.00	0.00	23,421,000.00	23,421,000.00	0.00	0.00	0.00	-7,458,959.00	7,458,959.00	23,421,000.00	0.00	11,622,930.14	3,200,198.61	7,297,155.54	22,120,284.29
Micro, Small and Medium Enterprise Development (MSMED)	03104362	21,321,000.00	0.00	0.00	21,321,000.00	21,321,000.00	0.00	0.00	0.00	(7,458,959.00)	7,458,959.00	21,321,000.00	0.00	11,622,930.14	2,252,298.61	6,386,431.66	20,261,660.41
OO : MSMEs assisted and developed	3300000000000000	21,321,000.00	0.00	0.00	21,321,000.00	21,321,000.00	0.00	0.00	0.00	(7,458,959.00)	7,458,959.00	21,321,000.00	0.00	11,622,930.14	2,252,298.61	6,386,431.66	20,261,660.41
MSME DEVELOPMENT PROGRAM	3301000000000000	21,321,000.00	0.00	0.00	21,321,000.00	21,321,000.00	0.00	0.00	0.00	(7,458,959.00)	7,458,959.00	21,321,000.00	0.00	11,622,930.14	2,252,298.61	6,386,431.66	20,261,660.41
Implementation of the MSME Development Plan and other initiatives to promote the growth of Micro, Small and Medium Enterprises	330100100002000	21,321,000.00	0.00	0.00	21,321,000.00	21,321,000.00	0.00	0.00	0.00	-7,458,959.00	7,458,959.00	21,321,000.00	0.00	11,622,930.14	2,252,298.61	6,386,431.66	20,261,660.41
Central Office		21,321,000.00	-7,458,959.00		13,862,041.00	21,321,000.00	0.00			(7,458,959.00)	-	13,862,041.00	0.00	9,440,294.78	0.00	3,678,828.87	13,119,123.65
MOOE		21,321,000.00	-7,458,959.00		13,862,041.00	21,321,000.00	0.00			(7,458,959.00)		13,862,041.00	0.00	9,440,294.78	0.00	3,678,828.87	13,119,123.65
Regional Office - I MOOE	220010300001	0.00	670,000.00		670,000.00	0.00	0.00				670,000.00	670,000.00	670,000.00	0.00	18,555.12	667,873.62	
CO			0.00		0.00	0.00	0.00					0.00	0.00	0.00	0.00	0.00	0.00
Regional Office - CAR MOOE	220010300014	0.00	470,000.00		470,000.00	0.00	0.00				470,000.00	470,000.00	470,000.00	0.00	88,300.00	443,558.06	
CO			0.00		0.00	0.00	0.00					0.00	0.00	0.00	0.00	0.00	0.00
Regional Office - II MOOE	220010300002	0.00	498,000.00		498,000.00	0.00	0.00				498,000.00	498,000.00	498,000.00	0.00	46,750.00	498,000.00	
CO			0.00		0.00	0.00	0.00					0.00	0.00	0.00	0.00	0.00	0.00
Regional Office - III MOOE	220010300003	0.00	470,000.00		470,000.00	0.00	0.00				470,000.00	470,000.00	470,000.00	0.00	109,050.00	470,000.00	
CO			0.00		0.00	0.00	0.00					0.00	0.00	0.00	0.00	0.00	0.00
Regional Office - IVA MOOE	220010300004	0.00	700,000.00		700,000.00	0.00	0.00				700,000.00	700,000.00	700,000.00	0.00	529,020.00	680,323.25	
CO			0.00		0.00	0.00	0.00					0.00	0.00	0.00	0.00	0.00	0.00
Regional Office - IVB MOOE	220010300017	0.00	486,000.00		486,000.00	0.00	0.00				486,000.00	486,000.00	486,000.00	0.00	123,430.00	377,239.60	
CO			0.00		0.00	0.00	0.00					0.00	0.00	0.00	0.00	0.00	0.00
Regional Office - V MOOE	220010300005	0.00	516,000.00		516,000.00	0.00	0.00				516,000.00	516,000.00	516,000.00	0.00	220,000.00	488,420.32	
CO			0.00		0.00	0.00	0.00					0.00	0.00	0.00	0.00	0.00	0.00
Regional Office - VI MOOE	220010300006	0.00	1,146,059.00		1,146,059.00	0.00	0.00				1,146,059.00	1,146,059.00	1,146,059.00	0.00	265,100.00	1,111,598.00	
CO			0.00		0.00	0.00	0.00					0.00	0.00	0.00	0.00	0.00	0.00
Regional Office - IX MOOE	220010300009	0.00	535,800.00		535,800.00	0.00	0.00				535,800.00	535,800.00	535,800.00	0.00	267,948.24	474,164.91	
CO			0.00		0.00	0.00	0.00					0.00	0.00	0.00	0.00	0.00	0.00
Regional Office - X MOOE	220010300009	0.00	450,000.00		450,000.00	0.00	0.00				450,000.00	450,000.00	450,000.00	0.00	0.00	432,801.00	
CO			0.00		0.00	0.00	0.00					0.00	0.00	0.00	0.00	0.00	0.00
Regional Office - XI MOOE	220010300009	0.00	510,000.00		510,000.00	0.00	0.00				510,000.00	510,000.00	510,000.00	0.00	41,458.00	491,458.00	
CO			0.00		0.00	0.00	0.00					0.00	0.00	0.00	0.00	0.00	0.00
Regional Office - XII MOOE	220010300012	0.00	531,800.00		531,800.00	0.00	0.00				531,800.00	531,800.00	531,800.00	0.00	135,000.00	531,800.00	
CO			0.00		0.00	0.00	0.00					0.00	0.00	0.00	0.00	0.00	0.00
Regional Office - XIII MOOE	220010300016	0.00	475,300.00		475,300.00	0.00	0.00				475,300.00	475,300.00	475,300.00	0.00	130,487.12	475,300.00	
CO			0.00		0.00	0.00	0.00					0.00	0.00	0.00	0.00	0.00	0.00

Particulars	UACS CODE	Appropriation				Allotments							Current Year Obligations				
		Authorized Appropriation	Adjustments (Transfer (To)/From, Realignment)	SARO Received	Adjusted Appropriations	Allotments Received	Adjustments (Withdrawal, Realignment)	ADJUSTMENTS		Transfer To	Transfer From	Adjusted Total Allotments	1st Quarter Ending 31-Mar	2nd Quarter Ending 30-Jun	3rd Quarter Ending 30-Sept	4th Quarter Ending 31-Dec	Total
								CNA	APSA								
Remedies Fund (formerly Trade Remedies Fund)	03104384	2,100,000.00	0.00		2,100,000.00	2,100,000.00	0.00										
OO : Industries developed	3200000000000000	2,100,000.00	0.00		2,100,000.00	2,100,000.00	0.00										
INDUSTRY DEVELOPMENT PROGRAM	3201000000000000	2,100,000.00	0.00		2,100,000.00	2,100,000.00	0.00										
Formulation of strategic plans, programs, and policies to develop competitive industries	320100100001000	2,100,000.00	0.00		2,100,000.00	2,100,000.00	0.00										
Central Office		2,100,000.00	0.00		2,100,000.00	2,100,000.00	0.00										
MOOE		2,100,000.00	0.00		2,100,000.00	2,100,000.00	0.00	-	-	-	-	0.00	0.00	0.00	947,900.00	910,723.88	
CO		0.00	0.00		0.00	0.00	0.00						0.00	0.00	0.00	0.00	
Special Account-FAP, IFAD, Automatic Appropriations	4104167	0.00	0.00	8,765,000.00	8,765,000.00	8,765,000.00	0.00	0.00	0.00	0.00	0.00	0.00	0.00	0.00	0.00	0.00	
Rural Agro-Enterprise Partnership for Inclusive Development (RAPID) Growth	330100300001000	0.00	0.00	8,765,000.00	8,765,000.00	8,765,000.00	0.00	0.00	0.00	0.00	0.00	0.00	0.00	0.00	0.00	0.00	
Central Office		0.00	0.00	8,765,000.00	8,765,000.00	8,765,000.00	0.00	0.00	0.00	0.00	0.00	0.00	0.00	0.00	0.00	0.00	
MOOE		0.00	0.00	8,765,000.00	8,765,000.00	8,765,000.00	0.00	-	-	-	-	0.00	0.00	0.00	0.00	0.00	
GRAND TOTAL		5,183,824,000.00	0.00	473,442,199.00	5,657,266,199.00	5,547,266,199.00	-0.00	0.00	0.00	-673,067,495.18	673,067,495.18	5,547,266,199.00	1,489,760,018.77	1,150,451,632.08	958,905,142.37	1,440,414,804.16	5,039,531,597.38
PS		2,247,106,000.00	29,630,000.00	132,740,199.00	2,409,476,199.00	2,379,846,199.00	29,630,000.00	29,630,000.00	0.00	-268,799,934.98	268,799,934.98	2,409,476,199.00	539,145,333.01	666,157,692.27	515,639,134.01	685,142,761.43	2,406,084,920.72
MOOE		2,921,748,000.00	-29,630,000.00	340,702,000.00	3,232,820,000.00	3,152,450,000.00	-29,630,000.00	-29,630,000.00	0.00	-394,267,560.20	394,267,560.20	3,122,820,000.00	948,968,227.59	483,793,489.82	441,779,698.50	746,190,510.55	2,620,731,926.46
FinEX		4,970,000.00	0.00	0.00	4,970,000.00	4,970,000.00	0.00	0.00	0.00	0.00	0.00	4,970,000.00	1,646,458.17	500,449.99	1,486,309.86	1,336,777.18	4,969,995.20
CO		10,000,000.00	0.00	0.00	10,000,000.00	10,000,000.00	0.00	0.00	0.00	-10,000,000.00	10,000,000.00	10,000,000.00	0.00	0.00	0.00	7,744,755.00	7,744,755.00
		0.00	-0.00	0.00	0.00	0.00	0.00	0.00	0.00	-0.00	0.00	0.00	0.00	0.00	0.00	0.00	-0.00
Prepared by:																	
GEMMA B. MANLANGIT																	
Chief, Budget Division																	

Department: Department of Trade and Industry (DTI)
Agency: Office of the Secretary
Operating Unit: All
Organization Code (UACS): 220010000000
Fund Cluster: CONSOLIDATED-ALL FUNDS

Authorization: 01 - Current Year Appropriations
Report Status: ALL

Particulars	UACS CODE	Current Year Disbursements					Total 20=(16+17+18+19)	Balances				Percentage	
		1st Quarter Ending 31- Mar 16	2nd Quarter Ending 30- Jun * 17	3rd Quarter Ending 30- Sept 18	4th Quarter Ending 31- Dec 19	Unreleased Appropriations 21=(5-10)		Unobligated Allotment 22=(10-15)	Unpaid Obligations (15-20) =		OBUR	DBUR	
		Due and Demandable 23	Not Yet Due and Demandable 24	%	%								
I. Agency Specific Budget		798,028,206.44	1,233,918,223.27	1,004,501,237.04	1,279,079,810.82	4,315,527,477.57	110,000,000.00	279,287,769.70	277,316,239.70	19,818,513.04	94%	94%	
General Administration and Support	100000000000000	204,957,639.30	376,579,574.42	272,957,849.64	294,241,679.43	1,148,736,742.79	0.00	27,938,743.16	65,988,371.12	597,834.02	98%	95%	
General Management and Supervision	100000100001000	200,952,525.28	372,695,396.68	257,609,166.30	288,969,469.89	1,120,226,558.15	0.00	27,938,743.16	55,454,555.76	597,834.02	98%	95%	
Central Office	220010100000	102,703,718.59	266,178,862.59	185,574,711.43	118,718,273.99	673,175,566.60	0.00	25,422,946.57	50,543,621.19	0.00	97%	93%	
PS		46,736,070.75	68,771,683.00	44,342,944.70	92,320,576.36	252,171,274.81	0.00	0.00	2,027,166.54		100%	99%	
MOOE		55,967,647.84	197,407,179.59	141,231,766.73	26,397,697.63	421,004,291.79	0.00	25,422,946.57	48,516,454.65	0.00	95%	90%	
CO						0.00	0.00	0.00	0.00		0%	0%	
REGIONS-SUM-GMS	220010300001	98,248,806.69	110,995,432.47	72,034,454.87	170,251,195.90	451,529,889.93	0.00	2,515,796.59	432,036.19	597,834.02	99%	100%	
PS		55,774,132.13	71,414,690.31	46,410,104.73	142,265,889.48	315,864,816.65	0.00	238,204.92	431,228.17	0.00	100%	100%	
MOOE		42,474,674.56	39,580,742.16	25,624,350.14	27,985,306.42	135,665,073.28	0.00	2,277,591.67	808.02	597,834.02	98%	100%	
CO			0.00	0.00	0.00	0.00	0.00	0.00	0.00	0.00	0%	0%	
Regional Office - I	220010300001	8,332,587.60	6,548,017.98	4,395,613.50	6,531,988.72	25,808,207.80	0.00	0.00	24,718.77	0.00	100%	100%	
PS		4,356,184.84	4,154,787.56	2,174,275.08	4,829,952.52	15,515,200.00	0.00	0.00	0.00	0.00	100%	100%	
MOOE		3,976,402.76	2,393,230.42	2,221,338.42	1,702,036.20	10,293,007.80	0.00	0.00	24,718.77		100%	100%	
CO						0.00	0.00	0.00	0.00		0%	0%	
Regional Office - CAR	220010300014	6,429,584.87	7,681,493.51	7,293,882.91	10,041,360.03	31,446,321.32	0.00	0.00	125,578.68	0.00	100%	100%	
PS		4,521,550.46	5,958,441.78	4,653,244.52	9,299,738.35	24,432,975.11	0.00	0.00	80,324.89	0.00	100%	100%	
MOOE		1,908,034.41	1,723,051.73	2,640,638.39	741,621.68	7,013,346.21	0.00	0.00	45,253.79	0.00	100%	99%	
CO						0.00	0.00	0.00	0.00		0%	0%	
Regional Office - II	220010300002	4,063,414.02	8,301,247.05	4,710,083.42	12,355,455.51	29,430,200.00	0.00	0.00	0.00	0.00	100%	100%	
PS		2,538,239.02	4,719,221.22	2,712,127.20	12,194,612.56	22,164,200.00	0.00	0.00	0.00	0.00	100%	100%	
MOOE		1,525,175.00	3,582,025.83	1,997,956.22	160,842.95	7,266,000.00	0.00	0.00	0.00	0.00	100%	100%	
CO						0.00	0.00	0.00	0.00		0%	0%	
Regional Office - III	220010300003	5,156,129.63	6,898,105.54	4,715,410.16	7,727,288.39	24,496,933.72	0.00	0.00	303,372.34	3,618.54	100%	99%	
PS		3,419,874.91	4,228,607.74	3,121,593.61	6,634,261.86	17,404,338.12	0.00	0.00	63,436.88		100%	100%	
MOOE		1,736,254.72	2,669,497.80	1,593,816.55	1,093,026.53	7,092,595.60	0.00	0.00	239,935.46	3,618.54	100%	97%	
CO						0.00	0.00	0.00	0.00		0%	0%	
Regional Office - IVA	220010300004	9,965,085.07	10,449,881.03	7,210,077.21	14,082,034.10	41,707,077.41	0.00	458,512.06	145,948.70	0.00	99%	100%	
PS		5,786,587.51	7,595,405.36	5,695,334.64	10,273,672.49	29,351,000.00	0.00	0.00	0.00	0.00	100%	100%	
MOOE		4,178,497.56	2,854,475.67	1,514,742.57	3,808,361.61	12,356,077.41	0.00	458,512.06	145,948.70		96%	99%	
CO						0.00	0.00	0.00	0.00		0%	0%	
Regional Office - IVB	220010300017	4,473,425.37	4,694,370.02	3,613,239.40	6,462,055.76	19,243,090.55	0.00	48,453.30	61,981.15	66,000.00	100%	99%	
PS		3,388,871.45	4,120,923.56	2,897,867.23	4,883,423.54	15,291,085.78	0.00	34,274.22	45,915.00		100%	100%	
MOOE		1,084,553.92	573,446.46	715,372.17	1,578,632.22	3,952,004.77	0.00	14,179.08	16,066.15	66,000.00	100%	98%	
CO						0.00	0.00	0.00	0.00		0%	0%	
Regional Office - V	220010300005	4,215,929.70	5,677,275.17	4,558,729.62	8,952,024.27	23,403,958.76	0.00	131,068.43	17,207.81	0.00	99%	100%	
PS		2,696,326.04	3,297,934.37	2,494,282.34	6,336,063.82	14,824,606.57	0.00	131,068.43	17,207.81		99%	100%	
MOOE		1,519,603.66	2,379,340.80	2,064,447.28	2,615,960.45	8,579,352.19	0.00	0.00	17,207.81		100%	100%	
CO			0.00	0.00	0.00	0.00	0.00	0.00	0.00		0%	0%	
Regional Office - VI	220010300006	6,348,443.92	11,134,594.68	9,462,889.09	10,418,068.15	37,363,995.84	0.00	24,628.99	453,869.79	0.00	100%	99%	
PS		4,226,293.90	8,534,040.80	6,020,093.25	6,536,372.05	25,316,800.00	0.00	0.00	-0.00		100%	100%	
MOOE		2,122,150.02	2,600,553.88	3,442,795.84	3,881,696.10	12,047,195.84	0.00	24,628.99	453,869.79	0.00	100%	96%	
CO						0.00	0.00	0.00	0.00		0%	0%	
Regional Office - VII	220010300007	9,703,454.78	8,063,518.72	4,184,350.33	7,032,120.15	28,983,443.98	0.00	14,245.25	441,399.47	0.00	100%	98%	
PS		3,065,111.06	3,944,905.86	2,802,782.41	6,335,967.26	16,148,766.59	0.00	14,245.25	198,061.86		100%	99%	
MOOE		6,638,343.72	4,118,612.86	1,381,567.92	696,152.89	12,834,677.39	0.00	0.00	243,337.61		100%	98%	
CO						0.00	0.00	0.00	0.00		0%	0%	
Regional Office - VIII	220010300008	1,550,549.76	2,246,774.00	3,186,392.91	15,449,196.24	22,432,912.91	0.00	44,651.74	5,040.00	9,645.35	100%	100%	
PS		270,976.78	1,374,177.78	2,611,849.84	14,713,535.96	18,970,540.36	0.00	39,709.64	0.00		100%	100%	
MOOE		1,279,572.98	872,596.22	574,543.07	735,660.28	3,462,372.55	0.00	4,942.10	5,040.00	9,645.35	100%	100%	
CO						0.00	0.00	0.00	0.00		0%	0%	
Regional Office - IX	220010300009	7,800,363.68	7,828,938.74	0.00	18,896,449.61	34,525,752.03	0.00	652,264.97	217,005.59	0.00	98%	99%	
PS		4,907,494.06	6,153,918.56		15,833,500.76	26,894,913.38	0.00	125.26	29,211.36		100%	100%	
MOOE		2,892,869.62	1,675,020.18		3,062,948.85	7,630,838.65	0.00	652,139.71	187,794.23		92%	98%	
CO						0.00	0.00	0.00	0.00		0%	0%	
Regional Office - X	220010300010	9,200,691.01	4,524,554.17	1,991,505.25	18,665,482.96	34,382,233.39	0.00	421,527.27	492,844.21	518,570.13	99%	97%	
PS		6,087,464.71	1,295,492.42	0.00	16,277,785.80	23,660,742.93	0.00	2,194.57	9,237.50		100%	100%	
MOOE		3,113,226.30	3,229,061.75	1,991,505.25	2,387,697.16	10,721,490.46	0.00	419,332.70	483,606.71	518,570.13	97%	91%	
CO						0.00	0.00	0.00	0.00		0%	0%	
Regional Office - XI	220010300011	6,677,805.24	8,919,981.91	6,042,352.72	5,568,242.65	27,208,382.52	0.00	82,277.48	0.00	0.00	100%	100%	
PS		3,979,796.45	6,280,897.82	4,113,253.76	4,026,914.42	18,400,862.45	0.00	16,587.55	0.00		100%	100%	
MOOE		2,698,008.79	2,639,084.09	1,929,098.96	1,541,328.23	8,807,520.07	0.00	65,689.93	0.00		99%	100%	
CO						0.00	0.00	0.00	0.00		0%	0%	

Particulars	UACS CODE	Current Year Disbursements					Balances					Percentage	
		1st Quarter Ending 31-Mar	2nd Quarter Ending 30-Jun *	3rd Quarter Ending 30-Sept	4th Quarter Ending 31-Dec	Total	Unreleased Appropriations	Unobligated Allotment	Unpaid Obligations (15-20) =		OBUR	DBUR	
									Due and Demandable	Not Yet Due and Demandable			
Regional Office - XII	220010300012	2,802,171.87	4,200,563.34	3,976,065.73	10,355,075.15	21,333,876.09	0.00	638,167.10	64,034.52	0.00	97%	100%	
PS		1,011,650.90	1,789,363.45	1,151,916.55	8,347,469.10	12,300,400.00	0.00	0.00	0.00	0.00	100%	100%	
MOOE		1,790,520.97	2,411,199.89	2,824,149.18	2,007,606.05	9,033,476.09	0.00	638,167.10	64,034.52	0.00	93%	99%	
CO						0.00	0.00	0.00	0.00	0.00	0%	0%	
Regional Office - XIII	220010300016	11,529,170.17	9,347,218.23	6,693,862.62	17,714,354.21	45,284,605.23	0.00	0.00	2,557,933.54	0.00	100%	95%	
PS		5,517,710.04	7,966,572.03	5,961,484.30	15,742,618.99	35,188,385.36	0.00	0.00	5,040.68	0.00	100%	100%	
MOOE		6,011,460.13	1,380,646.20	732,378.32	1,971,735.22	10,096,219.87	0.00	0.00	2,552,892.86	0.00	100%	80%	
CO						0.00	0.00	0.00	0.00	0.00			
Administration of Personnel Benefits	100000100002000	4,005,114.02	3,884,177.74	15,348,683.34	5,272,209.54	28,510,184.64	0.00	0.00	10,533,815.36	0.00	100%	73%	
Central Office	220010100000	359,014.97	379,683.74	4,853,390.86	4,315,160.42	9,907,249.99	0.00	0.00	7,533,144.10	0.00	100%	57%	
PS		359,014.97	379,683.74	4,853,390.86	4,315,160.42	9,907,249.99	0.00	0.00	7,533,144.10	0.00	100%	57%	
Regional Office - I	220010300014	-	0.00	2,227,222.90	0.00	2,227,222.90	0.00	0.00	0.00	0.00	0%	0%	
PS		-	-	2,227,222.90	-	2,227,222.90	0.00	0.00	0.00	0.00	0%	0%	
Regional Office - CAR	220010300014	-	0.00	2,590,107.00	0.00	2,590,107.00	0.00	0.00	0.00	0.00	0%	0%	
PS		-	-	2,590,107.00	-	2,590,107.00	0.00	0.00	0.00	0.00	0%	0%	
Regional Office - II	220010300003	-	0.00	0.00	588,568.34	588,568.34	0.00	0.00	0.00	0.00	100%	0%	
PS		-	-	0.00	588,568.34	588,568.34	0.00	0.00	0.00	0.00	100%	0%	
Regional Office - III	220010300004	0.00	0.00	0.00	0.00	0.00	0.00	0.00	0.00	0.00	0%	0%	
PS		-	-	0.00	0.00	0.00	0.00	0.00	0.00	0.00	0%	0%	
Regional Office - IVA	220010300004	233,202.47	0.00	0.00	0.00	233,202.47	0.00	0.00	0.00	0.00	100%	100%	
PS		233,202.47	-	-	-	233,202.47	0.00	0.00	0.00	0.00	100%	100%	
Regional Office - IVB	220010300017	3,412,896.58	0.00	0.00	0.00	3,412,896.58	0.00	0.00	0.00	0.00	100%	100%	
PS		3,412,896.58	-	-	-	3,412,896.58	0.00	0.00	0.00	0.00	100%	100%	
Regional Office - V	220010300005	-	2,706,706.00	0.00	0.00	2,706,706.00	0.00	0.00	0.00	0.00	100%	100%	
PS		-	2,706,706.00	-	-	2,706,706.00	0.00	0.00	0.00	0.00	100%	100%	
Regional Office - VI	220010300006	-	0.00	0.00	0.00	0.00	0.00	0.00	3,000,671.26	0.00	0%	0%	
PS		-	-	0.00	0.00	0.00	0.00	0.00	3,000,671.26	0.00	0%	0%	
Regional Office - IX	220010300009	-	0.00	0.00	346,691.10	346,691.10	0.00	0.00	0.00	0.00	100%	0%	
PS		-	-	-	346,691.10	346,691.10	0.00	0.00	0.00	0.00	100%	0%	
Regional Office - XI	220010300011	-	797,788.00	0.00	0.00	797,788.00	0.00	0.00	0.00	0.00	100%	100%	
PS		-	797,788.00	-	-	797,788.00	0.00	0.00	0.00	0.00	100%	100%	
Regional Office - XII	220010300012	-	0.00	5,677,962.58	0.00	5,677,962.58	0.00	0.00	0.00	0.00	0%	0%	
PS		-	-	5,677,962.58	-	5,677,962.58	0.00	0.00	0.00	0.00	0%	0%	
Regional Office - XIII	220010300016	-	0.00	0.00	21,789.68	21,789.68	0.00	0.00	0.00	0.00	0%	0%	
PS		-	-	-	21,789.68	21,789.68	0.00	0.00	0.00	0.00	0%	0%	
SUM, GASS	-	204,957,639.30	376,579,574.42	272,957,849.64	294,241,679.43	1,148,736,742.79	0.00	27,938,743.16	65,988,371.12	597,834.02	98%	95%	
PS		106,515,316.90	144,070,551.05	106,101,732.77	239,858,675.38	596,546,276.10	0.00	238,204.92	12,992,210.07	0.00	100%	98%	
MOOE		98,442,322.40	232,509,023.37	166,856,116.87	54,383,004.05	552,190,466.69	0.00	27,700,538.24	52,996,161.05	597,834.02	96%	91%	
CO		-	-	0.00	0.00	0.00	0.00	0.00	0.00	0.00	#DIV/0!	#DIV/0!	
Operations	3000000000000000	593,070,567.14	857,338,648.85	731,543,387.40	984,838,131.39	3,166,790,734.78	110,000,000.00	251,349,026.54	211,327,868.58	19,220,679.02	93%	93%	
OO : Exports and investments increased	3100000000000000	159,730,577.07	197,084,041.58	178,609,873.52	199,566,343.61	734,990,835.78	0.00	10,325,311.14	42,411,551.77	120,240.68	99%	95%	
EXPORTS AND INVESTMENTS DEVELOPMENT PROGRAM	3101000000000000	159,730,577.07	197,084,041.58	178,609,873.52	199,566,343.61	734,990,835.78	0.00	10,325,311.14	42,411,551.77	120,240.68	99%	95%	
Formulation of strategic plans, programs and policies on exports and investments	310100100001000	498,576.01	67,387.98	270,216.81	6,813,194.92	7,649,375.72	0.00	709,616.51	5,826,007.77	0.00	95%	57%	
Central Office	220010100000	498,576.01	67,387.98	270,216.81	6,813,194.92	7,649,375.72	0.00	709,616.51	5,826,007.77	0.00	95%	57%	
PS		-	-	-	1,189,000.00	1,189,000.00	0.00	0.00	0.00	0.00	100%	100%	
MOOE		498,576.01	67,387.98	270,216.81	5,624,194.92	6,460,375.72	0.00	709,616.51	5,826,007.77	0.00	95%	53%	
Development, facilitation, and promotion of exports and investments, domestic and foreign	310100100002000	159,232,001.06	197,016,653.60	178,339,656.71	192,753,148.69	727,341,460.06	0.00	9,615,694.63	36,585,544.00	120,240.68	99%	95%	
Central Office	220010100000	116,566,576.36	142,174,113.98	138,923,826.47	131,346,358.39	529,010,875.20	0.00	8,473,628.38	34,478,422.05	0.00	99%	94%	
PS		50,555,837.62	72,196,020.39	59,472,239.76	62,336,104.55	244,560,202.32	0.00	39.05	14,614,198.00	0.00	100%	94%	
MOOE		65,312,248.28	68,835,525.91	78,317,709.22	68,222,531.53	280,688,014.94	0.00	8,473,584.79	19,206,886.53	0.00	97%	94%	
FINEX		698,490.46	1,142,567.68	1,133,877.49	787,722.31	3,762,657.94	0.00	4.54	657,337.52	0.00	100%	85%	
REGIONS-SUM 1.1.2	220010300001	42,665,424.70	54,842,539.62	39,415,830.24	61,406,790.30	198,330,584.86	0.00	1,142,066.25	2,107,121.95	120,240.68	99%	99%	
PS		36,482,030.66	47,648,958.86	33,181,928.90	48,221,206.94	165,534,125.36	0.00	41,125.99	851,748.65	0.00	100%	99%	
MOOE		6,183,394.04	7,193,580.76	6,233,901.34	13,185,583.36	32,796,459.50	0.00	1,100,940.26	1,255,373.30	120,240.68	97%	96%	
CO		-	-	-	-	-	-	-	-	-	-	-	
Regional Office - I	220010300001	1,790,018.82	2,083,287.77	1,040,711.49	2,207,939.15	7,121,957.23	0.00	39,042.77	0.00	0.00	99%	100%	
PS		1,587,853.82	1,701,367.91	941,352.20	2,042,426.07	6,273,000.00	0.00	0.00	0.00	0.00	100%	100%	
MOOE		202,165.00	381,919.86	99,359.29	165,513.08	848,957.23	0.00	39,042.77	0.00	0.00	96%	100%	
Regional Office - CAR	220010300014	3,573,981.29	4,722,014.37	3,583,346.34	4,505,908.00	16,385,250.00	0.00	0.00	0.00	0.00	100%	100%	
PS		3,406,780.88	4,582,030.23	3,369,530.89	4,495,908.00	15,854,250.00	0.00	0.00	0.00	0.00	100%	100%	
MOOE		167,200.41	139,984.14	213,815.45	10,000.00	531,000.00	0.00	0.00	0.00	0.00	100%	100%	
Regional Office - II	220010300002	5,461,141.76	8,915,797.48	1,442,643.56	3,441,770.07	19,261,352.87	0.00	647.13	-0.00	0.00	100%	100%	
PS		5,200,051.80	8,202,835.23	1,052,779.44	2,425,686.40	16,881,352.87	0.00	647.13	-0.00	0.00	100%	100%	
MOOE		261,089.96	712,962.25	389,864.12	1,016,083.67	2,380,000.00	0.00	0.00	0.00	0.00	100%	100%	
Regional Office - III	220010300003	4,044,350.14	6,182,257.61	4,465,258.32	7,625,062.51	22,316,928.58	0.00	0.00	418,320.94	13,050.48	100%	98%	
PS		3,959,765.92	5,775,628.06	4,270,962.14	7,591,380.10	21,597,736.22	0.00	0.00	404,263.78	0.00	100%	98%	
MOOE		84,584.22	406,629.55	194,296.18	33,682.41	719,192.36	0.00	0.00	14,057.16	13,050.48	100%	96%	

Particulars	UACS CODE	Current Year Disbursements					Total	Unreleased Appropriations	Balances				Percentage	
		1st Quarter Ending 31-Mar	2nd Quarter Ending 30-Jun *	3rd Quarter Ending 30-Sept	4th Quarter Ending 31-Dec	Unobligated Allotment			Unpaid Obligations (15-20) =		OBUR	DBUR		
		Due and Demandable	Not Yet Due and Demandable	%	%									
Regional Office - IVA	220010300004	1,281,379.22	1,763,233.41	1,210,253.74	1,739,810.15	5,994,676.52	0.00	184,134.68	1,000.00	0.00	97%	100%		
PS		767,080.17	1,016,084.48	779,319.00	1,231,516.35	3,794,000.00	0.00	0.00	1,000.00	0.00	100%	100%		
MOOE		514,299.05	747,148.93	430,934.74	508,293.80	2,200,676.52	0.00	184,134.68	0.00	0.00	92%	100%		
Regional Office - IVB	220010300017	2,018,588.68	2,785,187.90	2,021,715.73	2,422,185.37	9,247,677.68	0.00	6,572.32	0.00	0.00	100%	100%		
PS		1,668,669.60	2,202,636.35	1,691,007.48	2,087,436.57	7,649,750.00	0.00	0.00	0.00	0.00	100%	100%		
MOOE		349,919.08	582,551.55	330,708.25	334,748.80	1,597,927.68	0.00	6,572.32	0.00	0.00	100%	100%		
Regional Office - V	220010300005	2,556,712.87	4,147,521.22	2,980,234.02	3,858,422.73	13,542,890.84	0.00	90,923.83	159,912.68	0.00	99%	99%		
PS		2,329,676.08	3,121,166.57	2,389,378.36	2,908,378.36	10,748,597.57	0.00	38,527.43	0.00	0.00	100%	100%		
MOOE		227,036.79	1,026,354.65	590,855.66	950,044.37	2,794,293.27	0.00	52,396.40	159,912.68	0.00	98%	95%		
Regional Office - VI	220010300006	2,375,411.46	1,541,871.01	251,527.75	1,438,344.35	5,607,154.57	0.00	17,939.11	213,706.32	0.00	100%	96%		
PS		2,375,411.46	1,470,141.14	3,447.40	966,869.75	4,815,869.75	0.00	1,951.43	31,178.82	0.00	100%	99%		
MOOE		-	71,729.87	248,080.35	471,474.60	791,284.82	0.00	15,987.68	182,527.50	0.00	98%	81%		
Regional Office - VII	220010300007	2,644,864.63	3,431,839.92	2,721,039.96	4,998,528.47	13,796,272.98	0.00	31,811.83	375,270.19	0.00	100%	97%		
PS		2,600,992.15	3,249,650.40	2,213,681.99	3,605,282.98	11,669,607.52	0.00	0.00	12,267.48	0.00	100%	100%		
MOOE		43,872.48	182,189.52	507,357.97	1,393,245.49	2,126,665.46	0.00	31,811.83	363,002.71	0.00	99%	85%		
Regional Office - VIII	220010300008	546,227.78	6,510,682.94	9,986,669.11	5,651,546.99	22,695,126.82	0.00	15,873.18	0.00	0.00	100%	100%		
PS		15,000.00	5,736,054.00	9,258,242.55	4,558,703.45	19,568,000.00	0.00	0.00	0.00	0.00	100%	100%		
MOOE		531,227.78	774,628.94	728,426.56	1,092,843.54	3,127,126.82	0.00	15,873.18	0.00	0.00	99%	100%		
Regional Office - IX	220010300009	1,497,193.24	1,816,420.39	0.00	7,869,246.72	11,182,860.35	0.00	472,215.61	344,174.04	0.00	96%	97%		
PS		1,295,543.24	1,816,420.39	0.00	3,903,036.37	7,015,000.00	0.00	0.00	0.00	0.00	100%	100%		
MOOE		201,650.00	0	0.00	3,966,210.35	4,167,860.35	0.00	472,215.61	344,174.04	0.00	91%	92%		
Regional Office - X	220010300010	5,930,045.71	855,897.92	479,264.52	2,671,863.33	9,937,071.48	0.00	67,607.46	71,321.06	0.00	99%	99%		
PS		5,480,049.75	648,185.92	0.00	2,141,764.33	8,270,000.00	0.00	0.00	0.00	0.00	100%	100%		
MOOE		449,995.96	207,712.00	479,264.52	530,099.00	1,667,071.48	0.00	67,607.46	71,321.06	0.00	96%	96%		
Regional Office - XI	220010300011	2,333,701.25	2,616,855.08	3,688,044.63	7,282,102.99	15,920,703.95	0.00	215,298.33	486,802.72	59,195.00	99%	97%		
PS		2,166,421.12	2,426,137.13	2,521,573.05	5,922,830.13	13,036,961.43	0.00	0.00	403,038.57	0	100%	97%		
MOOE		167,280.13	190,717.95	1,166,471.58	1,359,272.86	2,883,742.52	0.00	215,298.33	83,764.15	59,195.00	93%	95%		
Regional Office - XII	220010300012	3,314,900.53	5,050,041.13	3,537,717.38	2,391,840.96	14,294,500.00	0.00	0.00	0.00	0.00	100%	100%		
PS		2,864,638.53	4,330,223.69	2,893,975.61	1,133,162.17	11,222,000.00	0.00	0.00	0.00	0.00	100%	100%		
MOOE		450,262.00	719,817.44	643,741.77	1,258,678.79	3,072,500.00	0.00	0.00	0.00	0.00	100%	100%		
Regional Office - XIII	220010300016	3,296,907.32	2,419,631.47	2,007,403.69	3,302,218.51	11,026,160.99	0.00	0.00	36,614.00	47,995.20	100%	99%		
PS		764,096.14	1,370,397.36	1,796,678.79	3,206,827.71	7,138,000.00	0.00	0.00	0.00	0.00	100%	100%		
MOOE		2,532,811.18	1,049,234.11	210,724.90	95,390.80	3,888,160.99	0.00	0.00	36,614.00	47,995.20	100%	98%		
Sum, OO1	773,356,000.00	159,730,577.07	197,084,041.58	178,609,873.52	199,566,343.61	734,990,835.78	0.00	10,325,311.14	42,411,551.77	120,240.68	99%	95%		
PS	409,472,000.00	87,037,868.28	119,844,979.25	92,654,168.66	111,746,311.49	411,283,327.68	0.00	41,165.04	15,465,946.65	0.00	100%	96%		
MOOE	359,464,000.00	71,994,218.33	76,096,494.65	84,821,827.37	87,032,309.81	319,944,850.16	0.00	10,284,141.56	26,288,267.60	120,240.68	97%	92%		
FINEX	4,420,000.00	698,490.46	1,142,567.68	1,133,877.49	787,722.31	3,762,657.94	0.00	4.54	657,337.52	0.00	100%	85%		
CO											#DIV/0!	#DIV/0!		
OO : Industries developed	3200000000000000	92,736,367.87	132,931,943.86	85,948,794.75	232,996,327.43	544,613,433.91	110,000,000.00	143,732,676.11	89,384,118.71	4,865,395.98	82%	85%		
INDUSTRY DEVELOPMENT PROGRAM	3201000000000000	92,000,204.77	132,069,812.32	84,733,074.68	119,231,729.48	428,034,821.25	0.00	34,083,302.30	60,538,269.06	795,232.10	93%	87%		
Formulation of strategic plans, programs, and policies to develop competitive industries	3201001000010000	81,804,513.32	105,708,288.93	74,888,232.80	102,750,831.33	365,151,866.38	0.00	31,654,781.07	32,365,130.23	795,232.10	93%	92%		
Central Office	22001010000000	58,972,502.31	74,785,556.24	43,159,713.22	57,122,939.97	234,040,711.74	0.00	29,850,880.63	30,824,813.63	0.00	90%	88%		
PS		37,601,255.30	42,684,160.64	21,994,817.85	31,860,487.46	134,140,721.25	0.00	87.65	65,700.88	0.00	100%	100%		
MOOE		21,199,102.60	31,971,161.14	21,163,076.67	25,214,810.78	99,548,151.19	0.00	29,850,792.72	30,560,952.31	0.00	81%	77%		
FINEX		172,144.41	130,234.46	1,818.70	47,641.73	351,839.30	0.00	0.26	198,160.44	0.00	100%	64%		
CO		-	-	-	-	0.00	0.00	0.00	0.00	0.00	#DIV/0!	#DIV/0!		
REGIONS-SUM 2.1.1	220010300001	23,000,727.13	31,491,604.52	32,305,298.52	46,559,399.47	133,357,029.64	0.00	1,803,900.44	1,540,316.60	795,232.10	99%	98%		
PS		14,681,051.60	21,637,454.08	20,901,849.91	31,676,789.35	88,897,144.94	0.00	19,230.06	11,000.00	0.00	100%	100%		
MOOE		8,319,675.53	9,854,150.44	11,403,448.61	14,882,610.12	44,459,884.70	0.00	1,784,670.38	1,529,316.60	795,232.10	96%	95%		
CO														
Regional Office - I	220010300001	203,697.71	668,894.48	567,127.66	543,040.60	1,982,760.45	0.00	36,479.55	16,760.00	0.00	98%	99%		
PS						0.00	0.00	0.00	0.00	0.00	#DIV/0!	#DIV/0!		
MOOE		203,697.71	668,894.48	567,127.66	543,040.60	1,982,760.45	0.00	36,479.55	16,760.00	0.00	98%	99%		
Regional Office - CAR	220010300014	428,809.80	1,646,055.29	1,143,686.52	2,691,344.80	5,909,896.41	0.00	111,595.14	239,437.34	57,696.11	98%	95%		
PS		151,117.68	200,763.84	152,678.28	957,065.20	1,461,625.00	0.00	0.00	0.00	0.00	100%	100%		
MOOE		277,692.12	1,445,291.45	991,008.24	1,734,279.60	4,448,271.41	0.00	111,595.14	239,437.34	57,696.11	98%	94%		
Regional Office - II	220010300002	168,716.12	568,871.83	576,778.94	931,508.11	2,245,875.00	0.00	0.00	0.00	0.00	100%	100%		
PS		168,716.12	568,871.83	576,778.94	931,508.11	2,245,875.00	0.00	0.00	0.00	0.00	100%	100%		
MOOE														
Regional Office - III	220010300003	1,620,325.26	2,984,225.38	2,348,488.43	2,982,563.05	9,935,602.12	0.00	0.00	98,492.88	34,705.00	100%	99%		
PS		1,386,321.00	2,163,213.46	1,598,842.95	2,664,872.59	7,813,250.00	0.00	0.00	10,000.00	0.00	100%	100%		
MOOE		234,004.26	821,011.92	749,645.48	317,690.46	2,122,352.12	0.00	0.00	88,492.88	34,705.00	100%	95%		
Regional Office - IVA	220010300004	2,892,446.43	3,095,122.09	2,390,229.65	3,354,680.02	11,732,478.19	0.00	78,828.61	2,797.00	0.00	99%	100%		
PS		1,690,991.98	2,246,495.58	1,739,535.31	2,590,977.13	8,268,000.00	0.00	0.00	1,000.00	0.00	100%	100%		
MOOE		1,201,454.45	848,626.51	650,694.34	763,702.89	3,464,478.19	0.00	78,828.61	1,797.00	0.00	98%	100%		
Regional Office - IVB	220010300017	1,144,876.37	1,519,115.92	1,178,928.71	1,011,084.93	4,854,005.93	0.00	18,200.07	2,294.00	0.00	100%	100%		
PS		1,029,773.44	1,352,583.44	1,045,786.50	633,621.79	4,061,765.17	0.00	16,734.83	0.00	0.00	100%	100%		
MOOE		115,102.93	166,532.48	133,142.21	377,463.14	792,240.76	0.00	1,465.24	2,294.00	0.00	100%	100%		
Regional Office - V	220010300005	2,017,163.33	2,960,118.09	2,683,015.02	3,727,862.52	11,388,158.96	0.00	190,372.64	47,093.40	0				

Particulars	UACS CODE	Current Year Disbursements					Balances				Percentage	
		1st Quarter Ending 31-Mar	2nd Quarter Ending 30-Jun *	3rd Quarter Ending 30-Sept	4th Quarter Ending 31-Dec	Total	Unreleased Appropriations	Unobligated Allotment	Unpaid Obligations (15-20) =		OBUR	DBUR
									Due and Demandable	Not Yet Due and Demandable		
Regional Office - VI	220010300006	-	1,001,855.80	1,551,835.80	840,363.60	3,394,055.20	0.00	76,186.45	133,758.35	0.00	98%	96%
PS	-	-	0.00	0.00	508,504.77	508,504.77	0.00	495.23	0.00	0.00	0%	0%
MOOE	-	-	1,001,855.80	1,551,835.80	331,858.83	2,885,550.43	0.00	75,691.22	133,758.35	0.00	98%	96%
Regional Office - VII	220010300007	773,088.35	836,088.22	1,697,503.78	3,706,050.84	7,012,731.19	0.00	133,368.81	185,750.00	0.00	98%	97%
PS	-	575,285.70	595,384.32	453,889.24	1,964,940.74	3,589,500.00	0.00	2,000.00	0.00	0.00	100%	100%
MOOE	-	197,802.65	240,703.90	1,243,614.54	1,741,110.10	3,423,231.19	0.00	131,368.81	185,750.00	0.00	96%	95%
Regional Office - VIII	220010300008	95,025.52	424,589.15	2,061,095.10	620,431.58	3,201,141.35	0.00	43,230.65	4,628.00	0.00	99%	100%
PS	-	-	373,171.93	1,865,578.07	278,250.00	2,517,000.00	0.00	0.00	0.00	0.00	100%	100%
MOOE	-	95,025.52	51,417.22	195,517.03	342,181.58	684,141.35	0.00	43,230.65	4,628.00	0.00	94%	99%
Regional Office - IX	220010300009	1,811,093.55	3,483,344.65	0.00	7,833,211.87	13,127,650.07	0.00	508,317.08	82,032.85	0.00	96%	99%
PS	-	1,735,170.80	3,098,687.33	-	5,891,141.87	10,725,000.00	0.00	0.00	0.00	0.00	100%	100%
MOOE	-	75,922.75	384,657.32	-	1,942,070.00	2,402,650.07	0.00	508,317.08	82,032.85	0.00	83%	97%
Regional Office - X	220010300010	1,110,184.94	1,222,454.49	6,233,599.30	2,340,435.05	10,906,673.78	0.00	343,415.59	423,464.64	439,445.99	97%	93%
PS	-	471,269.40	534,417.26	4,937,476.00	904,839.34	6,848,000.00	0.00	0.00	0.00	0.00	100%	100%
MOOE	-	638,915.54	688,037.23	1,296,123.30	1,435,595.71	4,058,673.78	0.00	343,415.59	423,464.64	439,445.99	93%	82%
Regional Office - XI	220010300011	1,978,174.70	2,746,392.38	2,793,321.21	7,270,012.72	14,787,901.01	0.00	263,905.85	223,808.14	263,385.00	98%	97%
PS	-	1,368,998.62	1,794,287.31	1,395,508.40	5,863,205.67	10,422,000.00	0.00	0.00	0.00	0.00	100%	100%
MOOE	-	609,176.08	952,105.07	1,397,812.81	1,406,807.05	4,365,901.01	0.00	263,905.85	223,808.14	263,385.00	95%	90%
Regional Office - XII	220010300012	3,498,413.79	4,293,083.16	4,182,308.92	4,419,702.13	16,393,508.00	0.00	0.00	0.00	0.00	100%	100%
PS	-	2,700,952.34	3,774,739.06	3,476,368.09	3,242,940.51	13,195,000.00	0.00	0.00	0.00	0.00	100%	100%
MOOE	-	797,461.45	518,344.10	705,940.83	1,176,761.62	3,198,508.00	0.00	0.00	0.00	0.00	100%	100%
Regional Office - XIII	220010300016	5,089,995.14	3,472,521.76	2,320,600.54	3,355,599.54	14,238,716.98	0.00	0.00	80,000.00	0.00	100%	99%
PS	-	1,766,426.70	2,795,130.14	2,007,077.93	2,763,365.23	9,332,000.00	0.00	0.00	0.00	0.00	100%	100%
MOOE	-	3,323,568.44	677,391.62	313,522.61	592,234.31	4,906,716.98	0.00	0.00	80,000.00	0.00	100%	98%
Promotion of competitiveness through administration of awards program, voluntary certification and accreditation programs	320100100002000	10,195,691.45	26,361,523.39	9,844,841.88	16,480,898.15	62,882,954.87	0.00	2,428,521.23	28,173,138.83	0.00	97%	69%
Central Office	2200101000000	10,195,691.45	26,361,523.39	9,844,841.88	16,480,898.15	62,882,954.87	0.00	2,428,521.23	28,173,138.83	0.00	97%	69%
PS	-	4,291,205.13	13,202,506.73	10,803,043.11	12,789,859.92	41,086,614.89	0.00	0.00	21,000.04	0.00	100%	100%
MOOE	-	5,904,486.32	13,159,016.66	(958,201.23)	3,691,038.23	21,796,339.98	0.00	2,428,521.23	28,152,138.79	0.00	95%	44%
PROJECT(s)		736,163.10	862,131.54	1,215,720.07	113,764,597.95	116,578,612.66	110,000,000.00	109,649,373.81	28,845,849.65	4,070,163.88	58%	78%
Locally-Funded Projects		736,163.10	862,131.54	1,215,720.07	113,764,597.95	116,578,612.66	110,000,000.00	109,649,373.81	28,845,849.65	4,070,163.88	58%	78%
Go Lokal	320100200002000	736,163.10	862,131.54	623,740.07	3,239,422.99	5,461,457.70	0.00	2,015,476.63	1,667,065.67	0.00	78%	77%
Central Office	2200101000000	736,163.10	862,131.54	623,740.07	3,102,422.99	5,324,457.70	0.00	2,015,476.63	1,667,065.67	0.00	78%	76%
MOOE	-	736,163.10	862,131.54	623,740.07	3,102,422.99	5,324,457.70	0.00	2,015,476.63	1,667,065.67	0.00	78%	76%
Regional Office - X	220010300010	0.00	0.00	0.00	137,000.00	137,000.00	0.00	0.00	0.00	0.00	100%	100%
MOOE	-	-	-	-	137,000.00	137,000.00	0.00	-	-	-	100%	100%
Malikhaing Pinoy Program	320100200005000	0.00	0.00	591,980.00	110,525,174.96	111,117,154.96	110,000,000.00	107,633,897.18	27,178,783.98	4,070,163.88	57%	78%
Central Office	2200101000000	-	0.00	0.00	30,020,025.12	30,020,025.12	110,000,000.00	94,770,141.41	20,848,407.47	0.00	35%	59%
MOOE	-	-	0.00	0.00	30,020,025.12	30,020,025.12	110,000,000.00	94,770,141.41	20,848,407.47	0.00	35%	59%
Regional Office - I	-	-	0.00	0.00	8,810,728.84	8,810,728.84	0.00	850,606.16	586,785.00	276,080.00	92%	91%
MOOE	-	-	0.00	0.00	8,810,728.84	8,810,728.84	0.00	850,606.16	586,785.00	276,080.00	92%	91%
Regional Office - CAR	-	-	0.00	216,980.00	4,016,619.10	4,233,599.10	0.00	0.00	153,400.90	163,000.00	100%	93%
MOOE	-	-	0.00	216,980.00	4,016,619.10	4,233,599.10	0.00	0.00	153,400.90	163,000.00	100%	93%
Regional Office - II	-	-	0.00	0.00	4,857,659.85	4,857,659.85	0.00	690,560.15	51,780.00	0.00	88%	99%
MOOE	-	-	0.00	0.00	4,857,659.85	4,857,659.85	0.00	690,560.15	51,780.00	0.00	88%	99%
Regional Office - III	-	-	0.00	0.00	10,410,445.96	10,410,445.96	0.00	1,600,000.00	15,476.16	357,833.88	87%	97%
MOOE	-	-	0.00	0.00	10,410,445.96	10,410,445.96	0.00	1,600,000.00	15,476.16	357,833.88	87%	97%
Regional Office - IVA	-	-	0.00	0.00	2,923,701.26	2,923,701.26	0.00	592,298.74	0.00	0.00	83%	100%
MOOE	-	-	0.00	0.00	2,923,701.26	2,923,701.26	0.00	592,298.74	0.00	0.00	83%	100%
Regional Office - IVB	-	-	0.00	0.00	15,700.00	15,700.00	0.00	101,703.29	44,596.71	0.00	37%	26%
MOOE	-	-	0.00	0.00	15,700.00	15,700.00	0.00	101,703.29	44,596.71	0.00	37%	26%
Regional Office - V	-	-	0.00	0.00	4,904,050.20	4,904,050.20	0.00	0.00	735,949.80	0.00	100%	87%
MOOE	-	-	0.00	0.00	4,904,050.20	4,904,050.20	0.00	0.00	735,949.80	0.00	100%	87%
Regional Office - VI	-	-	0.00	0.00	5,337,127.50	5,337,127.50	0.00	492,514.62	1,370,357.88	0.00	93%	80%
MOOE	-	-	0.00	0.00	5,337,127.50	5,337,127.50	0.00	492,514.62	1,370,357.88	0.00	93%	80%
Regional Office - VII	-	-	0.00	240,000.00	947,500.00	1,187,500.00	0.00	4,900,000.00	1,312,500.00	0.00	34%	48%
MOOE	-	-	0.00	240,000.00	947,500.00	1,187,500.00	0.00	4,900,000.00	1,312,500.00	0.00	34%	48%
Regional Office - VIII	-	-	0.00	0.00	4,122,456.98	4,122,456.98	0.00	371,463.02	0.00	0.00	92%	100%
MOOE	-	-	0.00	0.00	4,122,456.98	4,122,456.98	0.00	371,463.02	0.00	0.00	92%	100%
Regional Office - IX	-	-	0.00	0.00	7,935,176.70	7,935,176.70	0.00	897,873.30	0.00	0.00	90%	100%
MOOE	-	-	0.00	0.00	7,935,176.70	7,935,176.70	0.00	897,873.30	0.00	0.00	90%	100%
Regional Office - X	-	-	0.00	0.00	6,030,000.00	6,030,000.00	0.00	0.00	0.00	0.00	100%	100%
MOOE	-	-	0.00	0.00	6,030,000.00	6,030,000.00	0.00	0.00	0.00	0.00	100%	100%
Regional Office - XI	-	-	0.00	135,000.00	16,069,456.41	16,204,456.41	0.00	20,014.81	25,528.78	3,000,000.00	100%	84%
MOOE	-	-	0.00	135,000.00	16,069,456.41	16,204,456.41	0.00	20,014.81	25,528.78	3,000,000.00	100%	84%
Regional Office - XII	-	-	0.00	0.00	3,423,778.32	3,423,778.32	0.00	2,346,721.68	8,000.00	0.00	59%	100%
MOOE	-	-	0.00	0.00	3,423,778.32	3,423,778.32	0.00	2,346,721.68	8,000.00	0.00	59%	100%
Regional Office - XIII	-	-	0.00	0.00	700,748.72	700,748.72	0.00	0.00	2,026,001.28	273,250.00	100%	23%
MOOE	-	-	0.00	0.00	700,748.72	700,748.72	0.00	0.00	2,026,001.28	273,250.00	100%	23%
Sum, OO2	899,087,000.00	92,736,367.87	132,931,943.86	85,948,794.75	232,996,327.43	544,613,433.91	110,000,000.00	143,732,676.11	89,384,118.71	4,865,395.98	82%	85%
PS	267,664,000.00	56,404,795.91	76,955,249.62	53,122,931.93	75,395,628.62	261,878,606.08	0.00	19,317.71	97,700.92	0.00	100%	100%
MOOE	630,873,000.00	36,159,427.55	55,846,459.78	32,824,044.12	157,553,057.08	282,382,988.53	110,000,000.00	143,713,358.14	89,088,257.35	4,865,395.98	72%	75%
FINEX	550,000.00	172,144.41	130,234.46	1,818.70	47,641.73	351,839.30	0.00	0.26	198,160.44	0.00	100%	64%
CO	-	-	0.00	0.00	0.00	0.00	0.00	0.00	0.00	0.00	#DIV/0!	#DIV/0!

Particulars	UACS CODE	Current Year Disbursements					Total	Unreleased Appropriations	Balances				Percentage	
		1st Quarter Ending 31-Mar	2nd Quarter Ending 30-Jun *	3rd Quarter Ending 30-Sept	4th Quarter Ending 31-Dec	Unobligated Allotment			Due and Demandable	Not Yet Due and Demandable	OBUR	DBUR		
							Unpaid Obligations (15-20) =							
OO : MSMEs assisted and developed	33000000000000	245,469,401.71	392,172,189.93	353,343,066.86	403,417,160.59	1,394,401,819.09	0.00	91,600,140.16	53,742,077.42	13,626,363.22		94%	95%	
MSME DEVELOPMENT PROGRAM	33010000000000	122,053,353.89	190,383,311.75	150,203,370.76	190,248,478.33	652,888,514.72	0.00	7,272,736.98	19,833,753.99	640,394.20		99%	97%	
Formulation of strategic plans, programs and policies on MSME development	330100100001000	5,212,603.36	1,821,783.41	935,663.72	2,035,501.05	10,005,551.54	0.00	628,137.93	503,310.53	0.00		94%	95%	
Central Office	2200101000000	5,212,603.36	1,821,783.41	935,663.72	2,035,501.05	10,005,551.54	0.00	628,137.93	503,310.53	0.00		94%	95%	
PS	0	4,791,523.01	290,390.66	120,835.13	1,025,118.93	6,227,867.73	0.00	0.00	210,132.27	0.00		100%	97%	
MOOE	0	421,080.35	1,531,392.75	814,828.59	1,010,382.12	3,777,683.81	0.00	628,137.93	293,178.26	0.00		87%	93%	
Regional Office - VI	2200103000006	-	0.00	0.00	0.00	0.00	0.00	0.00	0.00	0.00		#DIV/0!	#DIV/0!	
PS	-	-	-	-	-	0.00	0.00	0.00	0.00	0.00		0%	0%	
MOOE	-	-	-	-	-	0.00	0.00	0.00	0.00	0.00		#DIV/0!	#DIV/0!	
Implementation of the MSME Development Plan and other initiatives to promote the growth of Micro, Small and Medium Enterprises	330100100002000	95,744,654.85	156,118,482.50	123,856,897.55	152,847,400.58	528,567,435.47	0.00	5,923,263.53	17,991,238.50	640,394.20		99%	97%	
Central Office	2200101000000	10,551,770.87	19,331,786.66	29,300,551.97	26,348,453.85	85,532,563.35	0.00	348,926.05	12,666,850.34	480,295.65		100%	87%	
PS	0	8,819,885.11	11,302,495.99	7,109,622.11	12,423,680.32	39,655,683.53	0.00	0.00	191,325.53	320,197.10		100%	99%	
MOOE	0	1,731,885.76	8,029,290.67	22,190,929.86	13,924,773.53	45,876,879.82	0.00	348,926.05	12,475,524.81	160,098.55		99%	78%	
REGIONS-SUM 3.1.2	2200103000001	85,192,883.98	136,786,695.84	94,556,345.58	126,498,946.73	443,034,872.12	0.00	5,574,337.48	5,324,388.16	160,098.55		99%	99%	
PS	0	59,728,852.96	90,386,967.90	55,503,650.86	90,050,008.48	295,669,480.20	0.00	864,770.77	2,716,874.57	0.00		100%	99%	
MOOE	0	25,464,031.02	46,399,727.94	39,052,694.72	36,448,938.25	147,365,391.92	0.00	4,709,566.71	2,607,513.59	160,098.55		97%	98%	
CO														
Regional Office - I	2200103000001	10,107,100.83	11,583,213.69	7,342,383.98	13,142,998.81	42,175,697.31	0.00	237,308.16	91,058.53	3,770.00		99%	100%	
PS	0	9,013,553.68	8,835,605.97	4,466,323.11	11,298,889.24	33,614,372.00	0.00	7,602.09	64,825.91	0.00		100%	100%	
MOOE	0	1,093,547.15	2,747,607.72	2,876,060.87	1,844,109.57	8,561,325.31	0.00	229,706.07	26,232.62	3,770.00		97%	100%	
Regional Office - CAR	2200103000014	7,499,076.12	9,863,476.46	7,630,356.95	6,269,768.34	31,262,677.87	0.00	242,237.28	19,692.84	0.00		99%	100%	
PS	0	3,980,569.90	5,488,629.68	4,477,973.33	4,575,634.81	18,522,807.72	0.00	167,887.28	0.00	0.00		99%	100%	
MOOE	0	3,518,506.22	4,374,846.78	3,152,383.62	1,694,133.53	12,739,870.15	0.00	74,350.00	19,692.84	0.00		99%	100%	
Regional Office - II	2200103000002	4,308,929.09	7,811,819.87	7,319,267.43	8,374,499.85	27,814,516.24	0.00	473.91	46,422.02	0.00		100%	100%	
PS	0	3,768,849.56	5,400,538.62	3,491,214.32	4,305,090.97	16,965,693.47	0.00	473.91	0.00	0.00		100%	100%	
MOOE	0	540,079.53	2,411,281.25	3,828,053.11	4,069,408.88	10,848,822.77	0.00	0.00	46,422.02	0.00		100%	100%	
Regional Office - III	2200103000003	5,977,116.34	15,583,023.49	11,653,823.71	9,364,099.73	42,578,063.27	0.00	0.00	2,225,303.18	89,578.55		100%	95%	
PS	0	3,208,600.17	10,343,476.19	6,020,657.86	6,707,202.33	26,279,936.55	0.00	0.00	2,086,758.45	0.00		100%	93%	
MOOE	0	2,768,516.17	5,239,547.30	5,633,165.85	2,656,897.40	16,298,126.72	0.00	0.00	138,544.73	89,578.55		100%	99%	
Regional Office - IVA	2200103000004	5,403,266.44	7,706,988.00	5,283,687.99	8,718,010.14	27,111,952.57	0.00	858,607.43	0.00	0.00		97%	100%	
PS	0	3,668,759.17	4,816,842.30	3,811,017.79	6,329,940.16	18,626,559.42	0.00	0.58	0.00	0.00		100%	100%	
MOOE	0	1,734,507.27	2,890,145.70	1,472,670.20	2,388,069.98	8,485,393.15	0.00	858,606.85	0.00	0.00		91%	100%	
Regional Office - IVB	2200103000017	7,195,629.19	6,954,769.68	8,076,362.90	10,657,932.72	32,884,694.49	0.00	144,804.22	46,362.20	0.00		100%	100%	
PS	0	3,230,320.70	4,207,716.08	3,621,979.76	10,153,974.24	21,213,990.78	0.00	7,266.22	19,553.00	0.00		100%	100%	
MOOE	0	3,965,308.49	2,747,053.60	4,454,383.14	503,958.48	11,670,703.71	0.00	137,538.00	26,809.20	0.00		99%	100%	
Regional Office - V	2200103000005	7,064,421.02	10,781,173.39	7,863,311.60	11,030,846.41	36,739,752.42	0.00	651,012.08	93,255.50	0.00		98%	100%	
PS	0	6,033,925.27	7,792,915.19	6,148,200.44	8,975,235.91	28,950,276.81	0.00	544,543.19	0.00	0.00		98%	100%	
MOOE	0	1,030,495.75	2,988,258.20	1,715,111.16	2,055,610.50	7,789,475.61	0.00	106,468.89	93,255.50	0.00		99%	99%	
Regional Office - VI	2200103000006	2,498,717.18	6,687,566.58	7,193,554.60	11,261,475.23	27,641,313.59	0.00	410,033.71	386,600.51	0.00		99%	99%	
PS	0	2,317,729.68	3,640,428.08	3,679,405.21	9,197,932.03	18,835,495.00	0.00	22.36	5,407.64	0.00		100%	100%	
MOOE	0	180,987.50	3,047,138.50	3,514,149.39	2,063,543.20	8,805,818.59	0.00	410,011.35	381,192.87	0.00		96%	96%	
Regional Office - VII	2200103000007	5,031,076.78	8,090,478.83	6,558,518.46	9,178,578.46	28,858,652.53	0.00	412,206.02	532,542.62	0.00		99%	98%	
PS	0	3,977,389.20	5,213,101.32	3,947,297.54	6,307,880.25	19,445,668.31	0.00	91,390.79	149,136.20	0.00		100%	99%	
MOOE	0	1,053,687.58	2,877,377.51	2,611,220.92	2,870,698.21	9,412,984.22	0.00	320,815.23	383,406.42	0.00		97%	96%	
Regional Office - VIII	2200103000008	8,359,229.14	13,411,074.81	3,469,484.07	5,127,260.83	30,367,048.84	0.00	11,259.04	0.00	0.00		100%	100%	
PS	0	6,253,662.41	10,913,872.59	749,455.00	2,592,705.00	20,509,695.00	0.00	625.00	0.00	0.00		100%	100%	
MOOE	0	2,105,566.73	2,497,202.22	2,720,029.07	2,534,555.83	9,857,353.84	0.00	10,634.04	0.00	0.00		100%	100%	
Regional Office - IX	2200103000009	2,713,917.95	6,578,096.96	0.00	9,377,734.54	18,669,749.45	0.00	1,849,757.22	444,293.33	0.00		91%	98%	
PS	0	1,942,291.89	3,086,778.51	-	5,769,009.74	10,798,080.14	0.00	39,623.08	13,096.78	0.00		100%	100%	
MOOE	0	771,626.06	3,491,318.45	-	3,608,724.80	7,871,669.31	0.00	1,810,134.14	431,196.55	0.00		82%	95%	
Regional Office - X	2200103000010	2,825,690.78	8,176,074.84	7,668,585.70	4,549,682.45	23,220,033.77	0.00	418,569.48	113,207.66	0.00		98%	100%	
PS	0	1,592,197.17	6,738,447.67	5,612,735.37	1,857,685.15	15,801,065.36	0.00	5,130.98	26,363.66	0.00		100%	100%	
MOOE	0	1,233,493.61	1,437,627.17	2,055,850.33	2,691,997.30	7,418,968.41	0.00	413,438.50	86,844.00	0.00		95%	99%	
Regional Office - XI	2200103000011	7,321,320.16	8,774,703.25	7,374,593.72	8,877,173.24	32,347,790.37	0.00	338,068.93	1,259,641.77	66,750.00		99%	96%	
PS	0	4,486,861.88	5,596,308.00	3,848,216.12	6,447,868.78	20,379,254.78	0.00	205.29	285,724.93	0.00		100%	99%	
MOOE	0	2,834,458.28	3,178,395.25	3,526,377.60	2,429,304.46	11,968,535.59	0.00	337,863.64	973,916.84	66,750.00		97%	92%	
Regional Office - XII	2200103000012	2,575,541.82	8,421,667.01	2,867,782.76	6,257,578.61	20,122,570.20	0.00	0.00	66,008.00	0.00		100%	100%	
PS	0	2,374,431.27	3,909,986.96	2,663,533.89	3,781,618.08	12,729,570.20	0.00	0.00	66,008.00	0.00		100%	99%	
MOOE	0	201,110.55	4,511,680.05	204,248.87	2,475,960.53	7,393,000.00	0.00	0.00	0.00	0.00		100%	100%	
Regional Office - XIII	2200103000016	6,311,851.14	6,362,568.98	4,254,631.71	4,311,307.37	21,240,359.20	0.00	0.00	0.00	0.00		100%	100%	
PS	0	3,879,711.01	4,402,320.74	2,965,641.12	1,749,341.79	12,997,014.66	0.00	0.00	0.00	0.00		100%	100%	
MOOE	0	2,432,140.13	1,960,248.24	1,288,990.59	2,561,965.58	8,243,344.54	0.00	0.00	0.00	0.00		100%	100%	
For the requirements of the Program Beneficiaries Development Component of the Comprehensive Agrarian Reform Program	330100100003000	21,096,095.68	32,443,045.84	25,410,809.49	35,365,576.70	114,315,527.71	0.00							

Particulars	UACS CODE	Current Year Disbursements					Total	Unreleased Appropriations	Balances			Percentage	
		1st Quarter Ending 31-Mar	2nd Quarter Ending 30-Jun *	3rd Quarter Ending 30-Sept	4th Quarter Ending 31-Dec	Unobligated Allotment			Unpaid Obligations (15-20) =		%		
									Due and Demandable	Not Yet Due and Demandable	OBUR	DBUR	
Regional Office - CAR	220010300014	1,298,237.26	2,208,974.80	1,778,805.96	2,591,705.64	7,877,723.66	0.00	3,954.04	17,943.84	0.00	100%	100%	
PS		1,061,108.94	1,792,858.25	1,227,508.44	1,833,948.03	5,915,423.66	0.00	3,954.04	17,943.84	0.00	100%	100%	
MOOE		237,128.32	416,116.55	551,297.52	757,757.61	1,962,300.00	0.00	0.00	0.00	0.00	100%	100%	
Regional Office - II	220010300002	1,085,029.11	1,820,019.92	1,758,738.53	2,239,522.07	6,903,309.63	0.00	38,099.07	176,363.00	0.00	99%	98%	
PS		1,042,614.11	1,531,464.60	1,218,271.91	1,600,655.10	5,393,005.72	0.00	24,765.98	0.00	0.00	100%	100%	
MOOE		42,415.00	288,555.32	540,466.62	638,866.97	1,510,303.91	0.00	13,333.09	176,363.00	0.00	99%	90%	
Regional Office - III	220010300003	1,490,275.69	3,105,023.31	2,002,248.72	2,780,526.79	9,378,074.51	0.00	0.00	134,185.96	0.00	100%	99%	
PS		1,243,075.26	2,083,028.50	1,456,619.88	2,033,350.87	6,816,074.51	0.00	0.00	134,185.96	0.00	100%	98%	
MOOE		247,200.43	1,021,994.81	545,628.84	747,175.92	2,562,000.00	0.00	0.00	0.00	0.00	100%	100%	
Regional Office - IVA	220010300004	1,410,772.88	2,038,077.68	1,594,163.67	1,915,597.29	6,958,611.52	0.00	394.92	0.00	0.00	100%	100%	
PS		1,123,820.88	1,441,984.88	1,117,557.60	1,575,248.16	5,258,611.52	0.00	394.92	0.00	0.00	100%	100%	
MOOE		286,952.00	596,092.80	476,606.07	340,349.13	1,700,000.00	0.00	0.00	0.00	0.00	100%	100%	
Regional Office - IVB	220010300017	1,210,535.80	1,478,090.86	1,504,987.60	1,722,721.13	5,916,335.39	0.00	205,296.30	20,925.00	0.00	97%	100%	
PS		958,990.60	1,088,077.08	966,823.05	1,407,170.17	4,421,060.90	0.00	41,770.79	19,725.00	0.00	99%	100%	
MOOE		251,545.20	390,013.78	538,164.55	315,550.96	1,495,274.49	0.00	163,525.51	1,200.00	0.00	90%	100%	
Regional Office - V	220010300005	1,195,930.88	2,181,939.78	1,869,911.94	2,523,514.67	7,771,297.27	0.00	0.00	17,500.00	0.00	100%	100%	
PS		1,021,934.30	1,609,703.36	1,400,320.44	1,921,539.17	5,953,497.27	0.00	0.00	0.00	0.00	100%	100%	
MOOE		173,996.58	572,236.42	469,591.50	601,975.50	1,817,800.00	0.00	0.00	17,500.00	0.00	100%	99%	
Regional Office - VI	220010300006	1,321,746.24	2,397,780.98	1,898,489.78	2,342,506.98	7,960,523.98	0.00	42,413.47	3,284.00	0.00	99%	100%	
PS		1,269,083.24	1,694,029.98	1,297,203.22	1,933,905.01	6,194,221.45	0.00	0.00	0.00	0.00	100%	100%	
MOOE		52,663.00	703,751.00	601,286.56	408,601.97	1,766,302.53	0.00	42,413.47	3,284.00	0.00	98%	100%	
Regional Office - VII	220010300007	1,715,357.36	2,343,072.67	1,335,571.25	1,646,893.34	7,040,894.62	0.00	30,642.34	0.00	0.00	100%	100%	
PS		1,144,059.88	1,563,243.87	1,074,269.25	1,324,741.44	5,106,314.44	0.00	0.00	222.52	0.00	100%	100%	
MOOE		571,297.48	779,828.80	261,302.00	322,151.90	1,934,580.18	0.00	30,419.82	0.00	0.00	98%	100%	
Regional Office - VIII	220010300008	1,807,038.02	2,641,184.67	2,103,198.94	2,357,883.09	8,909,304.72	0.00	601.22	0.00	0.00	100%	100%	
PS		1,456,619.76	1,869,483.88	1,475,743.94	2,009,457.14	6,811,304.72	0.00	601.22	0.00	0.00	100%	100%	
MOOE		350,418.26	771,700.79	627,455.00	348,425.95	2,098,000.00	0.00	0.00	0.00	0.00	100%	100%	
Regional Office - IX	220010300009	1,304,870.32	1,689,823.74	0.00	3,302,912.17	6,297,606.23	0.00	46,646.24	3,600.00	0.00	99%	100%	
PS		984,717.32	1,360,235.74		2,611,848.46	4,956,801.52	0.00	2,050.95	0.00	0.00	100%	100%	
MOOE		320,153.00	329,588.00		691,063.71	1,340,804.71	0.00	44,595.29	3,600.00	0.00	97%	100%	
Regional Office - X	220010300010	1,435,808.18	2,010,383.07	1,676,717.11	2,026,307.93	7,149,216.29	0.00	7,075.67	16,245.00	0.00	100%	100%	
PS		1,192,945.92	1,531,321.92	1,149,000.26	1,702,225.16	5,575,493.26	0.00	1,043.70	0.00	0.00	100%	100%	
MOOE		242,862.26	479,061.15	527,716.85	324,082.77	1,573,723.03	0.00	6,031.97	16,245.00	0.00	100%	99%	
Regional Office - XI	220010300011	1,197,557.14	1,807,511.98	1,558,738.75	1,728,544.60	6,292,352.47	0.00	0.00	0.00	0.00	100%	100%	
PS		983,843.19	1,437,074.27	1,061,208.94	1,476,726.07	4,958,852.47	0.00	0.00	0.00	0.00	100%	100%	
MOOE		213,713.95	370,437.71	497,529.81	251,818.53	1,333,500.00	0.00	0.00	0.00	0.00	100%	100%	
Regional Office - XII	220010300012	590,084.10	1,133,978.36	1,280,108.21	1,395,135.73	4,399,306.40	0.00	0.00	0.00	0.00	100%	100%	
PS		488,067.10	673,569.36	841,765.54	1,133,404.40	3,136,806.40	0.00	0.00	0.00	0.00	100%	100%	
MOOE		102,017.00	460,409.00	438,342.67	261,731.33	1,262,500.00	0.00	0.00	0.00	0.00	100%	100%	
Regional Office - XIII	220010300016	1,465,802.23	1,496,811.04	1,834,430.12	1,863,966.01	6,661,009.40	0.00	207,861.26	0.00	0.00	97%	100%	
PS		1,158,383.40	1,327,327.54	1,016,791.30	1,581,407.16	5,083,909.40	0.00	207,861.26	0.00	0.00	96%	100%	
MOOE		307,418.83	169,483.50	817,638.82	282,558.85	1,577,100.00	0.00	0.00	0.00	0.00	100%	100%	
PROJECTS		123,416,047.82	201,788,878.18	203,139,696.11	213,168,682.26	741,513,304.37	0.00	84,327,403.19	33,908,323.43	12,985,969.02	90%	94%	
Locally-Funded Projects		116,506,564.92	193,729,264.82	189,468,778.48	194,117,267.42	693,821,875.64	0.00	27,718,490.29	30,785,487.08	11,916,147.00	96%	94%	
Establishment of Negosyo Centers	330100200001000	94,921,610.55	134,408,527.51	113,040,991.31	122,892,050.03	465,263,179.40	0.00	13,239,671.23	7,912,379.37	348,770.00	97%	98%	
Central Office	2200101000000	2,390,959.18	10,339,560.37	2,672,612.91	4,977,395.72	20,380,528.18	0.00	776,629.00	1,307,427.11	0.00	97%	94%	
MOOE		2,390,959.18	10,339,560.37	2,672,612.91	4,977,395.72	20,380,528.18	0.00	776,629.00	1,307,427.11	0.00	97%	94%	
CO		-	-	-	-	0.00	0.00	0.00	0.00	0.00	#DIV/0!	#DIV/0!	
Regional Office - I	2200103000001	5,512,158.02	4,562,880.69	5,396,371.42	6,813,796.01	22,285,206.14	0.00	289,114.78	209,103.11	0.00	99%	99%	
MOOE		5,512,158.02	4,562,880.69	5,396,371.42	6,813,796.01	22,285,206.14	0.00	289,114.78	209,103.11	0.00	99%	99%	
CO		-	-	-	-	0.00	0.00	0.00	0.00	0.00	#DIV/0!	#DIV/0!	
Regional Office - CAR	2200103000014	3,211,860.72	6,724,837.78	5,205,597.20	5,932,656.67	21,074,952.37	0.00	2,466,119.90	319,776.67	0.00	90%	99%	
MOOE		3,211,860.72	6,724,837.78	5,205,597.20	5,932,656.67	21,074,952.37	0.00	2,466,119.90	319,776.67	0.00	90%	99%	
CO		-	-	-	-	0.00	0.00	0.00	0.00	0.00	#DIV/0!	#DIV/0!	
Regional Office - II	2200103000002	4,486,258.64	6,213,262.10	8,389,019.12	10,607,194.46	29,695,734.32	0.00	0.00	83,404.00	0.00	100%	100%	
MOOE		4,486,258.64	6,213,262.10	8,389,019.12	10,607,194.46	29,695,734.32	0.00	0.00	83,404.00	0.00	100%	100%	
CO		-	0.00	0.00	0.00	0.00	0.00	0.00	0.00	0.00	#DIV/0!	#DIV/0!	
Regional Office - III	2200103000003	6,070,470.98	9,719,026.38	9,176,469.31	11,029,413.20	35,995,379.87	0.00	0.00	1,450,860.22	31,770.00	100%	96%	
PS		6,070,470.98	9,719,026.38	9,176,469.31	11,029,413.20	35,995,379.87	0.00	0.00	1,450,860.22	31,770.00	100%	96%	
MOOE		-	-	-	-	0.00	0.00	0.00	0.00	0.00	#DIV/0!	#DIV/0!	
CO		-	-	-	-	0.00	0.00	0.00	0.00	0.00	#DIV/0!	#DIV/0!	
Regional Office - IVA	2200103000004	10,078,946.20	11,447,071.13	18,082,528.03	4,857,443.65	44,465,989.01	0.00	888,707.24	2,410.00	0.00	98%	100%	
MOOE		10,078,946.20	11,447,071.13	18,082,528.03	4,857,443.65	44,465,989.01	0.00	888,707.24	2,410.00	0.00	98%	100%	
CO		-	-	-	-	0.00	0.00	0.00	0.00	0.00	#DIV/0!	#DIV/0!	
Regional Office - IVB	2200103000017	5,351,277.43	4,127,173.49	5,832,386.92	5,524,469.85	20,835,307.69	0.00	1,254,950.31	109,742.00	215,000.00	94%	98%	
MOOE		5,351,277.43	4,127,173.49	5,832,386.92	5,524,469.85	20,835,307.69	0.00	1,254,950.31	109,742.00	215,000.00	94%	98%	
CO		-	-	-	-	0.00	0.00	0.00	0.00	0.00	#DIV/0!	#DIV/0!	
Regional Office - V	2200103000005	6,548,644.37	9,286,319.87	8,481,563.46	9,684,796.22	34,001,323.92	0.00	1,470,621.19	221,054.89	0.00	96%	99%	
MOOE		6,548,644.37	9,286,319.87	8,481,563.46	9,684,796.22	34,001,323.92	0.00	1,470,621.19					

Particulars	UACS CODE	Current Year Disbursements				Total	Unreleased Appropriations	Balances			Percentage	
		1st Quarter Ending 31-Mar	2nd Quarter Ending 30-Jun *	3rd Quarter Ending 30-Sept	4th Quarter Ending 31-Dec			Unobligated Allotment	Unpaid Obligations (15-20) =		OBUR	DBUR
									Due and Demandable	Not Yet Due and Demandable		
Regional Office - VIII	220010300008	8,560,832.97	10,845,729.14	11,690,194.04	9,717,109.58	40,813,865.73	0.00	391,627.07	388,215.00	0.00	99%	99%
MOOE		8,560,832.97	10,845,729.14	11,690,194.04	9,717,109.58	40,813,865.73	0.00	391,627.07	388,215.00	0.00	99%	99%
CO		-	0.00	0.00	0.00	0.00	0.00	0.00	0.00	0.00	#DIV/0!	#DIV/0!
Regional Office - IX	220010300009	3,836,775.72	3,235,649.08	0.00	11,434,829.50	18,507,254.30	0.00	1,339,886.01	2,090,859.69	0.00	94%	90%
MOOE		3,836,775.72	3,235,649.08	0.00	11,434,829.50	18,507,254.30	0.00	1,339,886.01	2,090,859.69	0.00	94%	90%
CO		-	-	-	-	0.00	0.00	0.00	0.00	0.00	#DIV/0!	#DIV/0!
Regional Office - X	220010300010	9,312,377.87	6,467,356.13	8,386,573.05	9,511,267.91	33,677,574.96	0.00	41,497.41	430,897.52	0.00	100%	99%
MOOE		9,312,377.87	6,467,356.13	8,386,573.05	9,511,267.91	33,677,574.96	0.00	41,497.41	430,897.52	0.00	100%	99%
CO		-	-	-	-	0.00	0.00	0.00	0.00	0.00	#DIV/0!	#DIV/0!
Regional Office - XI	220010300011	6,490,873.61	9,265,543.99	5,690,175.01	6,159,153.26	27,605,745.87	0.00	0.00	20,392.45	0.00	100%	100%
MOOE		6,490,873.61	9,265,543.99	5,690,175.01	6,159,153.26	27,605,745.87	0.00	0.00	20,392.45	0.00	100%	100%
CO		-	-	-	-	0.00	0.00	0.00	0.00	0.00	#DIV/0!	#DIV/0!
Regional Office - XII	220010300012	3,143,018.00	10,331,699.49	4,100,043.30	5,803,173.10	23,377,933.89	0.00	428,484.99	10,000.00	0.00	98%	100%
MOOE		3,143,018.00	10,331,699.49	4,100,043.30	5,803,173.10	23,377,933.89	0.00	428,484.99	10,000.00	0.00	98%	100%
CO		-	-	-	-	0.00	0.00	0.00	0.00	0.00	#DIV/0!	#DIV/0!
Regional Office - XIII	220010300016	9,598,005.00	9,514,981.20	2,095,553.10	2,341,628.81	23,550,168.11	0.00	0.00	870,296.13	102,000.00	100%	96%
MOOE		9,598,005.00	9,514,981.20	2,095,553.10	2,341,628.81	23,550,168.11	0.00	0.00	870,296.13	102,000.00	100%	96%
CO		-	-	-	-	0.00	0.00	0.00	0.00	0.00	#DIV/0!	#DIV/0!
OTOP: Next Generation	330100200002000	13,213,048.31	20,465,480.41	21,662,141.39	29,303,529.39	84,644,199.50	0.00	4,358,069.23	6,572,319.28	1,498,412.00	96%	91%
Central Office	220010100000	1,448,791.01	1,993,026.52	2,793,203.49	2,077,245.43	8,312,266.45	0.00	1,192,096.58	4,398,636.97	0.00	91%	65%
MOOE		1,448,791.01	1,993,026.52	2,793,203.49	2,077,245.43	8,312,266.45	0.00	1,192,096.58	4,398,636.97	0.00	91%	65%
CO		-	-	-	-	0.00	0.00	0.00	0.00	0.00	#DIV/0!	#DIV/0!
Regional Office - I	220010300001	586,937.23	1,020,699.75	883,928.69	1,037,544.66	3,529,110.33	0.00	113,193.00	18,696.67	0.00	97%	99%
MOOE		586,937.23	1,020,699.75	883,928.69	1,037,544.66	3,529,110.33	0.00	113,193.00	18,696.67	0.00	97%	99%
Regional Office - CAR	220010300014	114,615.00	734,288.20	1,235,401.76	3,529,155.70	5,613,460.66	0.00	624,539.34	23,000.00	0.00	90%	100%
MOOE		114,615.00	734,288.20	1,235,401.76	3,529,155.70	5,613,460.66	0.00	624,539.34	23,000.00	0.00	90%	100%
Regional Office - II	220010300002	482,368.60	861,204.23	2,317,023.81	881,077.88	4,541,674.52	0.00	0.00	10,325.48	0.00	100%	100%
MOOE		482,368.60	861,204.23	2,317,023.81	881,077.88	4,541,674.52	0.00	0.00	10,325.48	0.00	100%	100%
Regional Office - III	220010300003	192,900.00	877,664.73	2,132,089.60	1,722,345.67	4,925,000.00	0.00	0.00	0.00	0.00	100%	100%
MOOE		192,900.00	877,664.73	2,132,089.60	1,722,345.67	4,925,000.00	0.00	0.00	0.00	0.00	100%	100%
Regional Office - IVA	220010300004	1,709,095.20	2,099,186.78	873,519.10	809,540.23	5,491,341.31	0.00	198,658.69	0.00	0.00	97%	100%
MOOE		1,709,095.20	2,099,186.78	873,519.10	809,540.23	5,491,341.31	0.00	198,658.69	0.00	0.00	97%	100%
Regional Office - IVB	220010300017	274,340.00	315,135.05	600,692.50	1,093,041.52	2,283,209.07	0.00	477,934.68	921,444.25	1,498,412.00	91%	49%
MOOE		274,340.00	315,135.05	600,692.50	1,093,041.52	2,283,209.07	0.00	477,934.68	921,444.25	1,498,412.00	91%	49%
Regional Office - V	220010300005	368,138.49	1,208,799.65	883,467.14	1,925,374.33	4,385,779.61	0.00	34,220.39	0.00	0.00	99%	100%
MOOE		368,138.49	1,208,799.65	883,467.14	1,925,374.33	4,385,779.61	0.00	34,220.39	0.00	0.00	99%	100%
Regional Office - VI	220010300006	-	427,869.23	1,599,479.50	1,647,588.05	3,674,936.78	0.00	36,313.62	72,749.60	0.00	99%	98%
MOOE		-	427,869.23	1,599,479.50	1,647,588.05	3,674,936.78	0.00	36,313.62	72,749.60	0.00	99%	98%
Regional Office - VII	220010300007	-	76,858.00	884,932.98	3,000,961.96	3,962,752.94	0.00	516,747.06	62,500.00	0.00	89%	98%
MOOE		-	76,858.00	884,932.98	3,000,961.96	3,962,752.94	0.00	516,747.06	62,500.00	0.00	89%	98%
Regional Office - VIII	220010300008	414,305.40	3,968,313.45	3,664,166.91	5,905,923.91	13,952,709.67	0.00	104,290.33	0.00	0.00	99%	100%
MOOE		414,305.40	3,968,313.45	3,664,166.91	5,905,923.91	13,952,709.67	0.00	104,290.33	0.00	0.00	99%	100%
Regional Office - IX	220010300009	409,514.76	1,211,124.90	0.00	1,966,624.52	3,587,264.18	0.00	1,053,016.85	633,718.97	0.00	80%	85%
MOOE		409,514.76	1,211,124.90	0.00	1,966,624.52	3,587,264.18	0.00	1,053,016.85	633,718.97	0.00	80%	85%
Regional Office - X	220010300010	1,143,665.00	1,262,102.00	1,235,155.00	843,209.00	4,484,131.00	0.00	5,928.00	15,941.00	0.00	100%	100%
MOOE		1,143,665.00	1,262,102.00	1,235,155.00	843,209.00	4,484,131.00	0.00	5,928.00	15,941.00	0.00	100%	100%
Regional Office - XI	220010300011	1,101,070.20	1,538,084.57	1,061,863.05	839,851.50	4,540,869.32	0.00	1,130.68	0.00	0.00	100%	100%
MOOE		1,101,070.20	1,538,084.57	1,061,863.05	839,851.50	4,540,869.32	0.00	1,130.68	0.00	0.00	100%	100%
Regional Office - XII	220010300012	241,422.42	2,496,538.89	899,892.05	1,538,196.64	5,176,050.00	0.00	0.00	49,950.00	0.00	100%	99%
MOOE		241,422.42	2,496,538.89	899,892.05	1,538,196.64	5,176,050.00	0.00	0.00	49,950.00	0.00	100%	99%
Regional Office - XIII	220010300016	4,725,885.00	374,584.46	597,325.81	485,848.39	6,183,643.66	0.00	0.00	365,356.34	0.00	100%	94%
MOOE		4,725,885.00	374,584.46	597,325.81	485,848.39	6,183,643.66	0.00	0.00	365,356.34	0.00	100%	94%
Shared Service Facilities (SSF) Project	330100200003000	8,371,906.06	14,627,285.06	16,201,215.59	19,314,299.27	58,514,705.98	0.00	7,319,927.62	6,242,863.40	8,327,503.00	91%	80%
Central Office	220010100000	557,705.01	825,323.83	1,726,735.29	123,186.50	3,232,950.63	0.00	481,711.67	4,656,624.90	0.00	94%	41%
MOOE		557,705.01	825,323.83	1,726,735.29	123,186.50	3,232,950.63	0.00	481,711.67	4,656,624.90	0.00	94%	41%
CO		-	-	-	-	0.00	0.00	0.00	0.00	0.00	#DIV/0!	#DIV/0!
Regional Office - I	220010300001	819,081.15	977,727.37	1,148,288.97	1,864,683.09	4,809,780.58	0.00	67,789.42	6,430.00	0.00	99%	100%
MOOE		819,081.15	977,727.37	1,148,288.97	1,864,683.09	4,809,780.58	0.00	67,789.42	6,430.00	0.00	99%	100%
CO		-	-	-	-	0.00	0.00	0.00	0.00	0.00	#DIV/0!	#DIV/0!
Regional Office - CAR	220010300014	612,291.90	1,334,866.05	810,847.38	966,521.89	3,724,527.22	0.00	211,977.47	14,872.11	297,336.00	95%	92%
MOOE		612,291.90	1,334,866.05	810,847.38	966,521.89	3,724,527.22	0.00	211,977.47	14,872.11	297,336.00	95%	92%
CO		-	-	-	-	0.00	0.00	0.00	0.00	0.00	#DIV/0!	#DIV/0!
Regional Office - II	220010300002	90,142.34	1,341,219.97	1,753,949.34	2,923,728.35	6,109,040.00	0.00	0.00	8,960.00	0.00	100%	100%
MOOE		90,142.34	1,341,219.97	1,753,949.34	2,923,728.35	6,109,040.00	0.00	0.00	8,960.00	0.00	100%	100%
CO		-	-	-	-	0.00	0.00	0.00	0.00	0.00	#DIV/0!	#DIV/0!
Regional Office - III	220010300003	560,655.44	1,948,341.95	882,432.65	2,098,419.96	5,489,850.00	0.00	0.00	3,150.00	0.00	100%	100%
MOOE		560,655.44	1,948,341.95	882,432.65	2,098,419.96	5,489,850.00	0.00	0.00	3,150.00	0.00	100%	100%
CO		-	-	-	-	0.00	0.00	0.00	0.00	0.00	#DIV/0!	#DIV/0!
Regional Office - IVA	220010300004	493,020.69	743,747.51	736,153.79	770,178.35	2,743,100.34	0.00	1,007,899.66	0.00	0.00	73%	100%
MOOE		493,020.69	743,747.51	736,153.79	770,178.35	2,743,100.34	0.00	1,007,899.66	0.00	0.00	73%	100%
Regional Office - IVB	220010300017	140,841.00	587,3									

Particulars	UACS CODE	Current Year Disbursements				Total	Unreleased Appropriations	Balances			Percentage	
		1st Quarter Ending 31-Mar	2nd Quarter Ending 30-Jun *	3rd Quarter Ending 30-Sept	4th Quarter Ending 31-Dec			Unobligated Allotment	Unpaid Obligations (15-20) =		OBUR	DBUR
									Due and Demandable	Not Yet Due and Demandable		
Regional Office - V	220010300005	215,618.81	429,104.99	283,491.54	2,621,026.74	3,549,242.08	0.00	109,118.53	33,639.39	0.00	97%	99%
MOOE		215,618.81	429,104.99	283,491.54	2,621,026.74	3,549,242.08	0.00	109,118.53	33,639.39	0.00	97%	99%
CO		-	0.00	0.00	0.00	0.00	0.00	0.00	0.00	0.00	#DIV/0!	#DIV/0!
Regional Office - VI	220010300006	78,680.00	84,112.91	1,971,550.21	1,333,845.59	3,468,188.71	0.00	2,352,309.78	223,746.51	7,744,755.00	83%	30%
MOOE		78,680.00	84,112.91	1,971,550.21	1,333,845.59	3,468,188.71	0.00	97,064.78	223,746.51	0.00	97%	94%
CO		-	0.00	0.00	0.00	0.00	0.00	2,255,245.00	0.00	7,744,755.00	77%	0%
Regional Office - VII	220010300007	-	448,000.00	1,537,705.00	-16,175.58	1,969,529.42	0.00	1,539,470.58	95,000.00	0.00	57%	95%
MOOE		-	448,000.00	1,537,705.00	-16,175.58	1,969,529.42	0.00	1,539,470.58	95,000.00	0.00	57%	95%
CO		-	-	-	-	0.00	0.00	0.00	0.00	0.00	#DIV/0!	#DIV/0!
Regional Office - VIII	220010300008	441,900.00	1,094,675.25	1,161,547.50	803,927.25	3,502,050.00	0.00	77,950.00	0.00	0.00	98%	100%
MOOE		441,900.00	1,094,675.25	1,161,547.50	803,927.25	3,502,050.00	0.00	77,950.00	0.00	0.00	98%	100%
CO		-	-	-	-	0.00	0.00	0.00	0.00	0.00	#DIV/0!	#DIV/0!
Regional Office - IX	220010300009	268,722.02	590,621.63	0.00	1,760,074.82	2,619,418.47	0.00	849,135.53	96,446.00	0.00	76%	96%
MOOE		268,722.02	590,621.63	0.00	1,760,074.82	2,619,418.47	0.00	849,135.53	96,446.00	0.00	76%	96%
CO		-	-	-	-	0.00	0.00	0.00	0.00	0.00	#DIV/0!	#DIV/0!
Regional Office - X	220010300010	829,546.61	1,273,791.00	1,260,974.00	1,199,317.39	4,563,629.00	0.00	31,249.00	44,122.00	0.00	99%	99%
MOOE		829,546.61	1,273,791.00	1,260,974.00	1,199,317.39	4,563,629.00	0.00	31,249.00	44,122.00	0.00	99%	99%
CO		-	-	-	-	0.00	0.00	0.00	0.00	0.00	#DIV/0!	#DIV/0!
Regional Office - XI	220010300011	989,501.09	1,540,085.01	955,513.43	799,551.78	4,284,651.31	0.00	60,348.69	14,000.00	0.00	99%	100%
MOOE		989,501.09	1,540,085.01	955,513.43	799,551.78	4,284,651.31	0.00	60,348.69	14,000.00	0.00	99%	100%
CO		-	-	-	-	0.00	0.00	0.00	0.00	0.00	#DIV/0!	#DIV/0!
Regional Office - XII	220010300012	88,690.00	1,368,270.75	669,165.33	651,748.03	2,777,874.11	0.00	473,625.89	165,500.00	0.00	86%	94%
MOOE		88,690.00	1,368,270.75	669,165.33	651,748.03	2,777,874.11	0.00	473,625.89	165,500.00	0.00	86%	94%
CO		-	-	-	-	0.00	0.00	0.00	0.00	0.00	#DIV/0!	#DIV/0!
Regional Office - XIII	220010300016	2,185,510.00	40,064.51	283,640.64	805,304.36	3,314,519.51	0.00	0.00	664,480.49	0.00	100%	83%
MOOE		2,185,510.00	40,064.51	283,640.64	805,304.36	3,314,519.51	0.00	0.00	664,480.49	0.00	100%	83%
CO		-	-	-	-	0.00	0.00	0.00	0.00	0.00	#DIV/0!	#DIV/0!
Pangkabuhayan sa Pagbangon at Ginhawa (PPG)	3301002000011000	-	24,227,971.84	38,564,430.19	22,607,388.73	85,399,790.76	0.00	2,800,822.21	10,057,925.03	1,741,462.00	97%	88%
Central Office	220010100000	-	0.00	348,043.26	0.00	348,043.26	0.00	113,587.60	7,317,369.14	0.00	99%	5%
MOOE		-	-	348,043.26	-	348,043.26	0.00	113,587.60	7,317,369.14	0.00	99%	5%
REGIONS		-	24,227,971.84	38,216,386.93	22,607,388.73	85,051,747.50	0.00	2,687,234.61	2,740,555.89	1,741,462.00	97%	95%
Regional Office - I	220010300001	-	1,648,426.95	3,543,078.62	9,189,542.80	14,381,048.37	0.00	0.00	18,951.63	0.00	100%	100%
MOOE		-	1,648,426.95	3,543,078.62	9,189,542.80	14,381,048.37	0.00	0.00	18,951.63	0.00	100%	100%
Regional Office - CAR	220010300014	-	2,585,455.00	414,545.00	0.00	3,000,000.00	0.00	0.00	0.00	0.00	100%	100%
MOOE		-	2,585,455.00	414,545.00	0.00	3,000,000.00	0.00	0.00	0.00	0.00	100%	100%
Regional Office - II	220010300002	-	0.00	4,255,869.74	744,130.26	5,000,000.00	0.00	0.00	0.00	0.00	100%	100%
MOOE		-	0.00	4,255,869.74	744,130.26	5,000,000.00	0.00	0.00	0.00	0.00	100%	100%
Regional Office - III	220010300003	-	1,634,000.00	6,605,228.99	3,760,771.01	12,000,000.00	0.00	0.00	0.00	0.00	100%	100%
MOOE		-	1,634,000.00	6,605,228.99	3,760,771.01	12,000,000.00	0.00	0.00	0.00	0.00	100%	100%
Regional Office - IVA	220010300004	-	5,603,500.00	7,223,399.00	1,272,853.32	14,099,752.32	0.00	225,247.68	0.00	0.00	98%	100%
MOOE		-	5,603,500.00	7,223,399.00	1,272,853.32	14,099,752.32	0.00	225,247.68	0.00	0.00	98%	100%
Regional Office - IVB	220010300017	-	0.00	510,276.00	637,387.28	1,147,663.28	0.00	270,161.42	840,713.30	1,741,462.00	93%	31%
MOOE		-	0.00	510,276.00	637,387.28	1,147,663.28	0.00	270,161.42	840,713.30	1,741,462.00	93%	31%
Regional Office - V	220010300005	-	0.00	3,388,644.15	897,907.39	4,286,551.54	0.00	7,298.46	6,150.00	0.00	100%	100%
MOOE		-	0.00	3,388,644.15	897,907.39	4,286,551.54	0.00	7,298.46	6,150.00	0.00	100%	100%
Regional Office - VI	220010300006	-	4,884,951.89	650,000.00	465,048.11	6,000,000.00	0.00	0.00	0.00	0.00	100%	100%
MOOE		-	4,884,951.89	650,000.00	465,048.11	6,000,000.00	0.00	0.00	0.00	0.00	100%	100%
Regional Office - VII	220010300007	-	333,333.00	5,263,200.00	-688,836.45	4,907,696.55	0.00	2,092,303.45	0.00	0.00	70%	100%
MOOE		-	333,333.00	5,263,200.00	-688,836.45	4,907,696.55	0.00	2,092,303.45	0.00	0.00	70%	100%
Regional Office - VIII	220010300008	-	1,865,805.00	1,107,696.82	22,198.18	2,995,700.00	0.00	4,300.00	0.00	0.00	100%	100%
MOOE		-	1,865,805.00	1,107,696.82	22,198.18	2,995,700.00	0.00	4,300.00	0.00	0.00	100%	100%
Regional Office - IX	220010300009	-	0.00	0.00	704,850.00	704,850.00	0.00	87,923.60	1,207,226.40	0.00	96%	37%
MOOE		-	0.00	0.00	704,850.00	704,850.00	0.00	87,923.60	1,207,226.40	0.00	96%	37%
Regional Office - X	220010300010	-	2,546,000.00	0.00	0.00	2,546,000.00	0.00	0.00	0.00	0.00	100%	100%
MOOE		-	2,546,000.00	0.00	0.00	2,546,000.00	0.00	0.00	0.00	0.00	100%	100%
Regional Office - XI	220010300011	-	2,456,500.00	2,212,850.00	1,330,650.00	6,000,000.00	0.00	0.00	0.00	0.00	100%	100%
MOOE		-	2,456,500.00	2,212,850.00	1,330,650.00	6,000,000.00	0.00	0.00	0.00	0.00	100%	100%
Regional Office - XII	220010300012	-	0.00	2,543,726.61	2,015,273.39	4,559,000.00	0.00	0.00	91,000.00	0.00	100%	98%
MOOE		-	0.00	2,543,726.61	2,015,273.39	4,559,000.00	0.00	0.00	91,000.00	0.00	100%	98%
Regional Office - XIII	220010300016	-	670,000.00	497,872.00	2,255,613.44	3,423,485.44	0.00	0.00	576,514.56	0.00	100%	86%
MOOE		-	670,000.00	497,872.00	2,255,613.44	3,423,485.44	0.00	0.00	576,514.56	0.00	100%	86%
Foreign-Assisted Projects		6,909,482.90	8,059,613.36	13,670,917.63	19,051,414.84	47,691,428.73	0.00	56,608,912.90	3,122,836.35	1,069,822.02	48%	92%
Rural Agro-Enterprise Partnership for Inclusive Development (RAPID) Growth- GOP	330100300003000	6,909,482.90	8,059,613.36	13,670,917.63	19,051,414.84	47,691,428.73	0.00	56,608,912.90	3,122,836.35	1,069,822.02	48%	92%
Central Office - MOOE		859,887.12	1,230,288.82	1,228,570.33	0.00	3,318,746.27	0.00	54,160,241.25	1,967,686.10	0.00	9%	63%
Regional Office - VIII	220010300008	0.00	0.00	0.00	285,877.97	285,877.97	0.00	6,322.03	48,000.00	0.00	98%	86%
MOOE		-	-	-	285,877.97	285,877.97	0.00	6,322.03	48,000.00	0.00	98%	86%
Regional Office - IX	220010300009	0.00	0.00	0.00	3,054,010.38	3,054,010.38	0.00	7,269.42	67,985.72	0.00	100%	98%
MOOE		-	-	-	3,054,010.38	3,054,010.38	0.00	7,269.42	67,985.72	0.00	100%	98%
Regional Office - X	220010300010	0.00	0.00	3,567,997.10	2,215,692.39	5,783,689.49	0.00	305,483.63	262,792.52	243,750.00	95%	92%
MOOE		-	-	3,567,997.10	2,215,692.39	5,783,689.49	0.00	305,483.63	262,792.52	243,750.00	95%	92%
Regional Office - XI	220010300011	4,624,250.59	2,334,854.46	6,291,116.45	4,745,369.34	17,995,590.84	0.00	855,320.39	373,372.52	323,619.24	96%	96%
MOOE		4,624,250.59	2,334,854.46	6,291,116.45	4,745,369.34	17,995,590.84	0.00	855,320.39	373,372.52	323,619.24	96%	96%

Particulars	UACS CODE	Current Year Disbursements					Total	Unreleased Appropriations	Balances			Percentage	
		1st Quarter Ending 31-Mar	2nd Quarter Ending 30-Jun *	3rd Quarter Ending 30-Sept	4th Quarter Ending 31-Dec	Unobligated Allotment			Unpaid Obligations (15-20) =		OBUR	DBUR	
									Due and Demandable	Not Yet Due and Demandable			%
Regional Office - XII	220010300012	-	1,436,299.06	0.00	6,153,914.14	7,590,213.20	0.00	1,200,246.00	86,785.30	0.00	86%	99%	
MOOE		-	1,436,299.06	-	6,153,914.14	7,590,213.20	0.00	1,200,246.00	86,785.30	-	86%	99%	
Regional Office - XIII	220010300016	1,425,345.19	3,058,171.02	2,583,233.75	2,596,550.62	9,663,300.58	0.00	74,030.18	316,214.12	502,452.78	99%	92%	
MOOE		1,425,345.19	3,058,171.02	2,583,233.75	2,596,550.62	9,663,300.58	0.00	74,030.18	316,214.12	502,452.78	99%	92%	
Sum, OO3		245,469,401.71	392,172,189.93	353,343,066.86	403,417,160.59	1,394,401,819.09	0.00	91,600,140.16	53,742,077.42	13,626,363.22	94%	95%	
PS		90,568,254.49	125,869,119.32	80,418,276.17	131,078,929.49	427,934,579.47	0.00	1,147,436.15	3,290,187.17	320,197.10	100%	99%	
MOOE		154,901,147.22	266,303,070.61	272,924,790.69	272,338,231.10	966,467,239.62	0.00	88,197,459.01	50,451,890.25	5,561,411.12	92%	95%	
FINEX											0%	0%	
CO		0.00	0.00	0.00	0.00	0.00	0.00	2,255,245.00	0.00	7,744,755.00	77%	0%	
OO : Consumer welfare enhanced	3400000000000000	95,134,220.49	135,150,473.48	113,641,652.27	148,858,299.76	492,784,646.00	0.00	5,690,899.12	25,790,120.68	608,679.14	99%	95%	
CONSUMER PROTECTION PROGRAM	3401000000000000	84,434,092.73	121,213,110.53	98,960,399.79	122,418,491.25	427,026,094.30	0.00	3,234,134.65	13,144,984.92	455,875.89	99%	97%	
Formulation of strategic plans, programs, and policies on consumer protection													
	340100100001000	790,547.36	1,651,648.06	1,051,261.09	759,696.80	4,253,153.31	0.00	0.00	617,846.69	0.00	100%	87%	
Central Office	2200101000000	790,547.36	1,651,648.06	1,051,261.09	759,696.80	4,253,153.31	0.00	0.00	617,846.69	0.00	100%	87%	
PS		-	-	-	-	0.00	0.00	0.00	0.00	-	#DIV/0!	#DIV/0!	
MOOE		790,547.36	1,651,648.06	1,051,261.09	759,696.80	4,253,153.31	0.00	0.00	617,846.69	0.00	100%	87%	
Regional Office - I	2200103000001	-	0.00	0.00	0.00	0.00	0.00	0.00	0.00	0.00	#DIV/0!	#DIV/0!	
MOOE		-	0.00	0.00	0.00	0.00	0.00	0.00	0.00	0.00	#DIV/0!	#DIV/0!	
Monitoring and enforcement of FTL including consumer complaints handling													
	340100100002000	59,355,911.33	63,388,534.24	49,746,528.03	56,349,790.45	228,840,764.05	0.00	2,327,800.85	3,803,552.21	256,757.89	99%	98%	
Central Office	2200101000000	21,488,225.32	13,482,487.02	14,989,151.19	5,682,684.38	55,642,547.91	0.00	2,034,652.22	1,624,720.77	0.00	97%	97%	
PS		15,544,807.31	6,674,684.43	2,056,060.14	360,448.12	24,636,000.00	0.00	0.00	0.00	0.00	100%	100%	
MOOE		5,943,418.01	6,807,802.59	12,933,091.05	5,322,236.26	31,006,547.91	0.00	2,034,652.22	1,624,720.77	0.00	94%	95%	
CO		-	-	-	-	0.00	0.00	0.00	0.00	0.00	#DIV/0!	#DIV/0!	
Regional Office - I	2200103000001	2,063,771.30	2,416,189.71	1,291,821.84	2,706,270.15	8,478,053.00	0.00	11,947.00	0.00	0.00	100%	100%	
PS		1,953,113.64	2,116,156.81	1,157,905.48	2,571,824.07	7,799,000.00	0.00	0.00	0.00	0.00	100%	100%	
MOOE		110,657.66	300,032.90	133,916.36	134,446.08	679,053.00	0.00	11,947.00	0.00	0.00	98%	100%	
Regional Office - CAR	2200103000104	2,171,412.05	3,048,460.78	2,186,436.09	5,462,682.97	12,868,991.89	0.00	4,954.99	773,684.23	4,868.89	100%	94%	
PS		2,050,234.57	2,568,346.39	1,999,994.72	4,927,094.33	11,545,670.01	0.00	4,954.99	26,875.00	0.00	100%	100%	
MOOE		121,177.48	480,114.39	186,441.37	535,588.64	1,323,321.88	0.00	0.00	746,809.23	4,868.89	100%	64%	
Regional Office - II	2200103000002	1,152,461.69	2,576,079.05	5,298,393.02	5,306,066.24	14,333,000.00	0.00	0.00	10,000.00	0.00	100%	100%	
PS		1,051,823.13	2,297,683.36	4,959,417.44	5,205,076.07	13,514,000.00	0.00	0.00	10,000.00	0.00	100%	100%	
MOOE		100,638.56	278,395.69	338,975.58	100,990.17	819,000.00	0.00	0.00	-0.00	0.00	100%	100%	
Regional Office - III	2200103000003	3,515,412.69	5,751,066.20	4,031,228.10	5,253,862.45	18,551,569.44	0.00	0.00	38,901.56	87,729.00	100%	99%	
PS		3,142,318.02	4,825,117.30	3,624,302.20	4,978,252.48	16,569,990.00	0.00	0.00	31,510.00	0.00	100%	100%	
MOOE		373,094.67	925,948.90	406,925.90	275,609.97	1,981,579.44	0.00	0.00	7,391.56	87,729.00	100%	95%	
Regional Office - IVA	2200103000004	3,311,193.95	4,309,356.01	3,445,739.07	4,684,231.07	15,750,520.10	0.00	45,837.14	572,642.76	0.00	100%	96%	
PS		2,770,046.83	3,679,031.83	3,159,718.38	4,235,495.32	13,844,292.36	0.00	64.88	572,642.76	0.00	100%	96%	
MOOE		541,147.12	630,324.18	286,020.69	448,735.75	1,906,227.74	0.00	45,772.26	0.00	0.00	98%	100%	
Regional Office - IVB	2200103000107	1,603,108.48	2,233,730.41	1,633,146.17	916,544.47	6,386,529.53	0.00	989.08	64,106.39	0.00	100%	99%	
PS		1,516,238.48	1,989,546.36	1,536,091.46	915,059.62	5,956,935.92	0.00	689.08	0.00	0.00	100%	100%	
MOOE		86,870.00	244,184.05	97,054.71	1,484.85	429,593.61	0.00	300.00	64,106.39	0.00	100%	87%	
Regional Office - V	2200103000005	2,165,140.46	2,947,965.37	2,380,249.41	3,472,672.75	10,966,027.99	0.00	56,097.01	0.00	0.00	99%	100%	
PS		2,118,932.46	2,813,890.79	2,140,644.94	3,191,559.80	10,265,027.99	0.00	56,097.01	0.00	0.00	99%	100%	
MOOE		46,208.00	134,074.58	239,604.47	281,112.95	701,000.00	0.00	0.00	0.00	0.00	100%	100%	
Regional Office - VI	2200103000006	3,030,303.79	3,167,699.54	2,519,004.62	3,536,798.02	12,253,805.97	0.00	58,874.93	18,319.10	0.00	100%	100%	
PS		2,265,080.14	2,917,304.28	2,466,187.51	3,505,428.07	11,154,000.00	0.00	0.00	0.00	0.00	100%	100%	
MOOE		765,223.65	250,395.26	52,817.11	31,369.95	1,099,805.97	0.00	58,874.93	18,319.10	0.00	95%	98%	
Regional Office - VII	2200103000007	2,052,497.47	2,641,952.77	2,726,462.79	2,517,529.73	9,938,442.76	0.00	4,338.24	79,069.00	0.00	100%	99%	
PS		1,990,631.72	2,494,148.40	1,934,345.63	1,862,355.25	8,281,481.00	0.00	0.00	39,519.00	0.00	100%	100%	
MOOE		61,865.75	147,804.37	792,117.16	655,174.48	1,656,961.76	0.00	4,338.24	39,550.00	0.00	100%	98%	
Regional Office - VIII	2200103000008	4,241,979.22	741,789.92	233,102.21	950,087.30	6,166,958.65	0.00	8,953.47	0.00	0.00	100%	100%	
PS		3,916,475.90	321,524.10	0.00	461,000.00	4,699,000.00	0.00	0.00	0.00	0.00	100%	100%	
MOOE		325,503.32	420,265.82	233,102.21	489,087.30	1,467,958.65	0.00	8,953.47	0.00	0.00	99%	100%	
Regional Office - IX	2200103000009	2,589,610.74	3,273,401.13	0.00	6,385,040.21	12,248,052.08	0.00	47,809.72	22,138.20	0.00	100%	100%	
PS		2,581,410.74	3,224,591.39	-	5,804,997.87	11,611,000.00	0.00	0.00	0.00	0.00	100%	100%	
MOOE		8,200.00	48,809.74	-	580,042.34	637,052.08	0.00	47,809.72	22,138.20	0.00	93%	97%	
Regional Office - X	2200103000100	839,552.64	5,543,851.00	628,097.67	2,431,787.22	9,443,288.53	0.00	28,711.47	0.00	150,000.00	100%	98%	
PS		645,387.64	5,311,201.00	99,284.14	1,593,127.22	7,649,000.00	0.00	0.00	0.00	0.00	100%	100%	
MOOE		194,165.00	232,650.00	528,813.53	838,660.00	1,794,288.53	0.00	28,711.47	0.00	150,000.00	99%	92%	
Regional Office - XI	2200103000101	2,617,654.37	4,321,797.67	2,733,373.94	3,527,408.24	13,200,234.22	0.00	24,635.58	599,970.20	14,160.00	100%	96%	
PS		2,446,348.75	4,204,404.32	2,695,953.94	3,385,042.79	12,731,749.80	0.00	0.00	599,250.20	0.00	100%	96%	
MOOE		171,305.62	117,393.35	37,420.00	142,365.45	468,484.42	0.00	24,635.58	720.00	14,160.00	95%	97%	
Regional Office - XII	2200103000102	2,720,256.56	3,919,267.74	2,888,371.23	2,394,229.47	11,922,125.00	0.00	0.00	0.00	0.00	100%	100%	
PS		2,468,820.56	3,464,582.77	2,559,466.23	1,817,255.44	10,311,125.00	0.00	0.00	0.00	0.00	100%	100%	
MOOE		250,436.00	454,684.97	328,905.00	576,974.03	1,611,000.00	0.00	0.00	0.00	0.00	100%	100%	
Regional Office - XIII	2200103000106	3,793,330.60	3,013,439.92	2,761,950.68	1,121,895.78	10,690,616.98	0.00	0.00	-0.00	0.00	100%	100%	
PS		3,027,630.60	2,769,199.18	1,638,265.84	892,904.38	8,328,000.00	0.00	0.00	-0.00	0.00	100%	100%	
MOOE		765,700.00	244,240.74	1,123,684.84	228,991.40	2,362,616.98	0.00	0.00	0.00	0.00	100%	100%	

Particulars	UACS CODE	Current Year Disbursements				Total	Unreleased Appropriations	Balances			Percentage	
		1st Quarter Ending 31-Mar	2nd Quarter Ending 30-Jun *	3rd Quarter Ending 30-Sept	4th Quarter Ending 31-Dec			Unobligated Allotment	Unpaid Obligations (15-20) =		OBUR	DBUR
		Due and Demandable	Not Yet Due and Demandable	%								
Accreditation and issuance of business licenses, permits, registration and authorities	340100100003000	24,287,634.04	56,172,928.23	48,162,610.67	65,309,004.00	193,932,176.95	0.00	906,333.79	8,723,586.02	199,118.00	100%	96%
Central Office	220010100000	472,542.16	25,020,280.64	24,392,228.59	36,345,618.81	86,230,670.20	0.00	719,545.84	8,373,364.72	0.00	99%	91%
PS		359,212.48	23,132,253.02	23,263,550.84	35,511,759.09	82,266,775.43	0.00	0.00	6,259,189.33		100%	93%
MOOE		113,329.68	1,888,027.62	1,128,677.75	833,859.72	3,963,894.77	0.00	719,545.84	2,114,175.39		89%	65%
CO						0.00	0.00	0.00			#DIV/0!	#DIV/0!
Regional Office - I	220010300001	1,397,151.76	1,220,357.49	911,195.05	1,563,305.80	5,092,010.10	0.00	7,989.90	0.00	0.00	100%	100%
PS		1,152,190.98	1,220,357.49	697,240.12	1,426,211.41	4,496,000.00	0.00	0.00	0.00		100%	100%
MOOE		244,960.78		213,954.93	137,094.39	596,010.10	0.00	7,989.90	0.00	0.00	100%	100%
Regional Office - CAR	220010300014	1,632,589.36	2,153,978.36	1,669,544.99	1,793,512.29	7,249,625.00	0.00	0.00	0.00	0.00	100%	100%
PS		1,632,589.36	2,153,978.36	1,669,544.99	1,793,512.29	7,249,625.00	0.00	0.00	0.00	0.00	100%	100%
MOOE						0.00	0.00	0.00	0.00	0.00	#DIV/0!	#DIV/0!
Regional Office - II	220010300002	1,374,628.83	2,906,308.49	1,562,067.30	4,538,745.38	10,381,750.00	0.00	0.00	0.00	0.00	100%	100%
PS		1,310,934.70	2,724,480.10	1,561,067.30	4,409,267.90	10,005,750.00	0.00	0.00	0.00	0.00	100%	100%
MOOE		63,694.13	181,828.39	1,000.00	129,477.48	376,000.00	0.00	0.00	0.00	0.00	100%	100%
Regional Office - III	220010300003	2,610,873.71	3,120,369.40	2,343,026.55	2,548,354.27	10,622,623.93	0.00	0.00	155,008.07	44,118.00	100%	98%
PS		1,940,414.12	2,768,026.82	2,152,653.23	2,316,038.00	9,177,132.17	0.00	0.00	134,617.83	0.00	100%	99%
MOOE		670,459.59	352,342.58	190,373.32	232,316.27	1,445,491.76	0.00	0.00	20,390.24	44,118.00	100%	96%
Regional Office - IVA	220010300004	1,923,404.20	2,524,254.12	1,881,136.34	3,053,346.15	9,382,140.81	0.00	8,730.93	135,512.26	0.00	100%	99%
PS		1,685,368.02	2,223,856.81	1,705,692.59	2,810,566.76	8,425,484.18	0.00	3.56	135,512.26		100%	98%
MOOE		238,036.18	300,397.31	175,443.75	242,779.39	956,656.63	0.00	8,727.37	0.00		99%	100%
Regional Office - IVB	220010300017	1,800,358.26	2,374,476.60	1,535,483.74	283,479.36	5,993,797.96	0.00	9,577.04	0.00	0.00	100%	100%
PS		1,800,358.26	2,334,904.94	1,428,977.12	235,134.68	5,799,375.00	0.00	0.00	0.00		100%	100%
MOOE			39,571.66	106,506.62	48,344.68	194,422.96	0.00	9,577.04	0.00		95%	100%
Regional Office - V	220010300005	1,770,665.93	2,334,536.92	1,783,329.30	2,835,018.31	8,723,550.46	0.00	17,574.54	0.00	0.00	100%	100%
PS		1,750,915.93	2,314,037.02	1,768,169.30	2,738,428.21	8,571,550.46	0.00	17,574.54	0.00		100%	100%
MOOE		19,750.00	20,499.90	15,160.00	96,590.10	152,000.00	0.00	0.00	0.00		100%	100%
Regional Office - VI	220010300006	1,087,680.28	1,928,596.46	1,345,519.25	542,415.94	4,904,211.93	0.00	18,895.57	6,892.50	0.00	100%	100%
PS		1,087,680.28	1,672,246.59	1,246,005.48	479,067.65	4,485,000.00	0.00	0.00	0.00		100%	100%
MOOE			256,349.87	99,513.77	63,348.29	419,211.93	0.00	18,895.57	6,892.50	0.00	96%	98%
Regional Office - VII	220010300007	1,652,772.32	2,118,975.07	1,756,550.47	2,670,109.47	8,198,407.33	0.00	14,289.67	35,928.00	0.00	100%	100%
PS		1,645,950.32	2,102,703.32	1,611,464.22	2,436,507.14	7,796,625.00	0.00	0.00	0.00		100%	100%
MOOE		6,822.00	16,271.75	145,086.25	233,602.33	401,782.33	0.00	14,289.67	35,928.00		97%	92%
Regional Office - VIII	220010300008	4,305,481.50	405,976.80	124,829.10	602,871.73	5,439,159.14	0.00	3,840.86	0.00	0.00	100%	100%
PS		4,212,000.00	396,125.00	51,875.00	423,000.00	5,083,000.00	0.00	0.00	0.00		100%	100%
MOOE		93,481.50	9,851.80	72,954.10	179,871.73	356,159.14	0.00	3,840.86	0.00		99%	100%
Regional Office - IX	220010300009	615,062.18	796,662.54	0.00	910,475.28	2,322,200.00	0.00	0.00	800.00	0.00	100%	100%
PS		598,780.56	784,542.54		796,676.90	2,180,000.00	0.00	0.00	0.00		100%	100%
MOOE		16,281.62	12,120.00		113,798.38	142,200.00	0.00	0.00	800.00		100%	99%
Regional Office - X	220010300010	1,249,568.22	5,803,681.00	5,091,571.36	2,644,075.42	14,788,896.00	0.00	4,104.00	0.00	155,000.00	100%	99%
PS		1,212,058.22	5,785,751.00	5,035,525.36	2,512,665.42	14,546,000.00	0.00	0.00	0.00		100%	100%
MOOE		37,510.00	17,930.00	56,046.00	131,410.00	242,896.00	0.00	4,104.00	0.00	155,000.00	99%	61%
Regional Office - XI	220010300011	1,261,725.62	1,177,722.21	1,501,531.72	996,025.93	4,937,005.48	0.00	49,914.05	16,080.47	0.00	99%	100%
PS		1,196,590.77	1,125,791.21	1,450,444.65	782,502.35	4,555,328.98	0.00	32,590.55	16,080.47		99%	100%
MOOE		65,134.85	51,931.00	51,087.07	213,523.58	381,676.50	0.00	17,323.50	0.00		96%	100%
Regional Office - XII	220010300012	523,650.45	1,258,974.51	798,679.17	3,595,824.48	6,177,128.61	0.00	51,871.39	0.00	0.00	99%	100%
PS		435,654.45	1,128,370.51	628,617.17	3,201,486.48	5,394,128.61	0.00	51,871.39	0.00		99%	100%
MOOE		87,996.00	130,604.00	170,062.00	394,338.00	783,000.00	0.00	0.00	0.00		100%	100%
Regional Office - XIII	220010300016	609,479.26	1,027,777.62	1,465,917.74	385,825.38	3,489,000.00	0.00	0.00	0.00	0.00	100%	100%
PS		61,329.26	972,591.62	1,465,297.74	352,781.38	2,852,000.00	0.00	0.00	0.00		100%	100%
MOOE		548,150.00	55,186.00	620.00	33,044.00	637,000.00	0.00	0.00	0.00		100%	100%
CONSUMER EDUCATION AND ADVOCACY PROGRAM	340200000000000	10,700,127.76	13,937,362.95	14,681,252.48	26,439,808.51	65,758,551.70	0.00	2,456,764.47	12,645,135.76	152,803.25	97%	84%
Formulation of strategic plans, programs, and policies on consumer education, awareness and advocacy	340200100001000	3,578,230.20	4,631,879.19	5,285,573.91	6,209,142.06	19,704,825.36	0.00	190,866.83	6,036,562.99	0.00	99%	77%
Central Office	220010100000	3,578,230.20	4,631,879.19	5,285,573.91	6,209,142.06	19,704,825.36	0.00	190,866.83	6,036,562.99	0.00	99%	77%
PS		3,497,979.96	4,607,634.38	3,599,942.72	4,585,102.79	16,290,659.85	0.00	0.00	639,595.33		100%	96%
MOOE		80,250.24	24,244.81	1,685,631.19	1,624,039.27	3,414,165.51	0.00	190,866.83	5,396,967.66		98%	39%
Implementation of plans, projects and activities on consumer awareness, education, and advocacy	340200100002000	7,121,897.56	9,305,483.76	9,395,678.57	20,230,666.45	46,053,726.34	0.00	2,265,897.64	6,608,572.77	152,803.25	96%	87%
Central Office	220010100000	2,067,062.83	1,615,026.55	1,786,766.70	8,730,337.69	14,199,193.77	0.00	1,832,846.93	6,176,959.30	0.00	92%	70%
PS			0.00			0.00	0.00	0.00	0.00		#DIV/0!	#DIV/0!
MOOE		2,067,062.83	1,615,026.55	1,786,766.70	8,730,337.69	14,199,193.77	0.00	1,832,846.93	6,176,959.30	0.00	92%	70%
Regional Office - I	220010300001	13,334.00	127,541.11	124,457.05	523,603.64	788,935.80	0.00	8,531.70	3,545.00	13,987.50	99%	98%
MOOE		13,334.00	127,541.11	124,457.05	523,603.64	788,935.80	0.00	8,531.70	3,545.00	13,987.50	99%	98%
Regional Office - CAR	220010300014	65,611.00	429,187.00	382,749.00	876,486.17	1,754,033.17	0.00	0.00	63,966.83	0.00	100%	96%
MOOE		65,611.00	429,187.00	382,749.00	876,486.17	1,754,033.17	0.00	0.00	63,966.83	0.00	100%	96%
Regional Office - II	220010300002	111,535.25	306,567.27	228,051.87	409,845.61	1,056,000.00	0.00	0.00	0.00	0.00	100%	100%
MOOE		111,535.25	306,567.27	228,051.87	409,845.61	1,056,000.00	0.00	0.00	0.00	0.00	100%	100%
Regional Office - III	220010300003	323,813.20	1,226,857.07	565,457.84	355,056.14	2,471,184.25	0.00	0.00	0.00	82,815.75	100%	97%
MOOE		323,813.20	1,226,857.07	565,457.84	355,056.14	2,471,184.25	0.00	0.00	0.00	82,815.75	100%	97%
Regional Office - IVA	220010300004	723,035.55	917,745.54	423,269.97	684,637.21	2,748,688.27	0.00	29,311.73	0.00	0.00	99%	100%
MOOE		723,035.55	917,745.54	423,269.97	684,637.21	2,748,688.27	0.00	29,311.73	0.00		99%	100%

Particulars	UACS CODE	Current Year Disbursements					Total	Balances				Percentage	
		1st Quarter Ending 31-Mar	2nd Quarter Ending 30-Jun*	3rd Quarter Ending 30-Sept	4th Quarter Ending 31-Dec	Unreleased Appropriations		Unobligated Allotment	Unpaid Obligations (15-20) =		OBUR	DBUR	
									Due and Demandable	Not Yet Due and Demandable			%
Regional Office - IVB	220010300017	317,421.47	478,702.93	646,674.68	1,271,080.06	2,713,879.14	0.00	18,120.86	0.00	0.00	99%	100%	
PS		-	0.00	-	7,500.00	7,500.00	0.00	0.00	0.00	0.00	100%	100%	
MOOE		317,421.47	478,702.93	646,674.68	1,263,580.06	2,706,379.14	0.00	18,120.86	0.00	0.00	99%	100%	
Regional Office - V	220010300005	425,885.95	555,010.84	628,488.09	1,423,775.12	3,033,160.00	0.00	0.00	1,840.00	0.00	100%	100%	
MOOE		425,885.95	555,010.84	628,488.09	1,423,775.12	3,033,160.00	0.00	0.00	1,840.00	0.00	100%	100%	
Regional Office - VI	220010300006	0.00	335,862.30	1,151,569.52	807,768.52	2,295,200.34	0.00	13,524.66	8,275.00	0.00	99%	100%	
PS		-	0.00	0.00	291,000.00	291,000.00	0.00	0.00	0.00	0.00	100%	100%	
MOOE		-	335,862.30	1,151,569.52	516,768.52	2,004,200.34	0.00	13,524.66	8,275.00	0.00	99%	100%	
Regional Office - VII	220010300007	43,992.99	121,000.00	1,051,204.07	1,090,350.50	2,306,547.56	0.00	15,900.66	305,551.78	0.00	99%	88%	
MOOE		43,992.99	121,000.00	1,051,204.07	1,090,350.50	2,306,547.56	0.00	15,900.66	305,551.78	0.00	99%	88%	
Regional Office - VIII	220010300008	444,748.45	330,757.43	501,496.58	748,347.84	2,025,350.30	0.00	6,049.70	0.00	5,600.00	100%	100%	
PS		-	-	-	30,000.00	30,000.00	0.00	0.00	0.00	0.00	100%	100%	
MOOE		444,748.45	330,757.43	501,496.58	718,347.84	1,995,350.30	0.00	6,049.70	0.00	5,600.00	100%	100%	
Regional Office - IX	220010300009	736,266.79	566,453.00	0.00	1,695,021.17	2,997,740.96	0.00	282,024.18	23,234.86	0.00	91%	99%	
PS		-	-	-	0.00	0.00	0.00	0.00	0.00	0.00	#DIV/0!	#DIV/0!	
MOOE		736,266.79	566,453.00	0.00	1,695,021.17	2,997,740.96	0.00	282,024.18	23,234.86	0.00	91%	99%	
Regional Office - X	220010300010	301,126.00	356,410.00	329,424.00	788,589.80	1,775,549.80	0.00	35,450.20	0.00	0.00	98%	100%	
PS		-	-	-	0.00	0.00	0.00	0.00	0.00	0.00	#DIV/0!	#DIV/0!	
MOOE		301,126.00	356,410.00	329,424.00	788,589.80	1,775,549.80	0.00	35,450.20	0.00	0.00	98%	100%	
Regional Office - XI	220010300011	501,300.28	1,190,743.21	752,266.32	551,953.17	2,996,262.98	0.00	24,137.02	25,200.00	50,400.00	99%	98%	
MOOE		501,300.28	1,190,743.21	752,266.32	551,953.17	2,996,262.98	0.00	24,137.02	25,200.00	50,400.00	99%	98%	
Regional Office - XII	220010300012	194,242.92	687,630.68	815,014.88	197,111.52	1,894,000.00	0.00	0.00	0.00	0.00	100%	100%	
MOOE		194,242.92	687,630.68	815,014.88	197,111.52	1,894,000.00	0.00	0.00	0.00	0.00	100%	100%	
Regional Office - XIII	220010300016	852,520.88	59,988.83	8,788.00	76,702.29	998,000.00	0.00	0.00	0.00	0.00	100%	100%	
MOOE		852,520.88	59,988.83	8,788.00	76,702.29	998,000.00	0.00	0.00	0.00	0.00	100%	100%	
SUM, OO4		95,134,220.49	135,150,473.48	113,641,652.27	148,858,299.76	492,784,646.00	0.00	5,690,899.12	25,790,120.68	608,679.14	99%	95%	
PS		75,070,308.16	109,119,063.44	81,363,705.88	112,846,129.28	378,399,206.76	-	163,846.00	8,464,792.18	-	100%	98%	
MOOE		20,063,912.33	26,031,410.04	32,277,946.39	36,012,170.48	114,385,439.24	0.00	5,527,053.12	17,325,328.50	608,679.14	96%	86%	
FE		-	-	-	-	-	0.00	-	-	-	#DIV/0!	#DIV/0!	
CO		0.00	0.00	0.00	0.00	0.00	0.00	0.00	0.00	0.00	#DIV/0!	#DIV/0!	
SUB-TOTAL, GMS+OPERATIONS	5,001,950,000.00	798,028,206.44	1,233,918,223.27	1,004,501,237.04	1,279,079,810.82	4,315,527,477.57	110,000,000.00	279,287,769.70	277,316,239.70	19,818,513.04	94%	94%	
PS	2,088,653,000.00	415,596,543.74	575,858,962.68	413,660,815.41	670,925,674.26	2,076,041,996.09	0.00	1,609,969.82	40,310,836.99	320,197.10	100%	98%	
MOOE	2,898,327,000.00	381,561,027.83	656,786,458.45	589,704,725.44	607,318,772.52	2,235,370,984.24	110,000,000.00	275,422,550.08	236,149,904.75	11,753,560.94	90%	90%	
FE	4,970,000.00	870,634.87	1,272,802.14	1,135,696.19	835,364.04	4,114,497.24	0.00	4.80	855,497.96	0.00	100%	83%	
CO	10,000,000.00	0.00	0.00	0.00	0.00	0.00	0.00	2,255,245.00	0.00	7,744,755.00	77%	0%	
II. Automatic Appropriations	158,453,000.00	28,486,752.53	30,380,391.19	50,977,841.00	40,146,864.60	149,991,849.32	0.00	1,740,602.45	6,720,548.23	0.00	99%	96%	
Retirement and Life Insurance Premiums	1104102	28,486,752.53	30,380,391.19	50,977,841.00	40,146,864.60	149,991,849.32	0.00	1,740,602.45	6,720,548.23	0.00	99%	96%	
General Administration and Support	1000000000000000	7,342,077.39	7,196,743.97	15,410,403.19	14,528,819.04	44,478,043.59	0.00	409,878.12	743,078.29	0.00	99%	98%	
General Management and Supervision	1000001000010000	7,342,077.39	7,196,743.97	15,410,403.19	14,528,819.04	44,478,043.59	0.00	409,878.12	743,078.29	0.00	99%	98%	
Central Office	2200101000000	1,636,439.04	1,521,582.00	9,801,156.86	6,604,255.41	19,563,433.31	0.00	0.00	673,566.69	0.00	100%	97%	
PS		1,636,439.04	1,521,582.00	9,801,156.86	6,604,255.41	19,563,433.31	0.00	0.00	673,566.69	0.00	100%	97%	
Regional Office - I	2200103000001	350,955.96	348,403.43	343,302.59	274,338.02	1,317,000.00	0.00	0.00	0.00	0.00	100%	100%	
PS		350,955.96	348,403.43	343,302.59	274,338.02	1,317,000.00	0.00	0.00	0.00	0.00	100%	100%	
Regional Office - CAR	2200103000014	512,010.58	499,574.15	506,765.53	493,878.09	2,012,228.35	0.00	53,771.65	0.00	0.00	97%	100%	
PS		512,010.58	499,574.15	506,765.53	493,878.09	2,012,228.35	0.00	53,771.65	0.00	0.00	97%	100%	
Regional Office - II	2200103000002	213,164.44	440,287.65	405,532.10	724,210.64	1,783,194.83	0.00	1,805.17	0.00	0.00	100%	100%	
PS		213,164.44	440,287.65	405,532.10	724,210.64	1,783,194.83	0.00	1,805.17	0.00	0.00	100%	100%	
Regional Office - III	2200103000003	395,440.37	334,728.76	347,844.00	243,127.84	1,321,140.97	0.00	0.00	3,859.03	0.00	100%	100%	
PS		395,440.37	334,728.76	347,844.00	243,127.84	1,321,140.97	0.00	0.00	3,859.03	0.00	100%	100%	
Regional Office - IVA	2200103000004	598,783.85	598,020.36	598,210.69	600,306.15	2,395,321.05	0.00	0.00	11,678.95	0.00	100%	100%	
PS		598,783.85	598,020.36	598,210.69	600,306.15	2,395,321.05	0.00	0.00	11,678.95	0.00	100%	100%	
Regional Office - IVB	2200103000017	231,727.80	419,931.32	279,811.01	297,126.82	1,228,596.95	0.00	11,403.05	0.00	0.00	99%	100%	
PS		231,727.80	419,931.32	279,811.01	297,126.82	1,228,596.95	0.00	11,403.05	0.00	0.00	99%	100%	
Regional Office - V	2200103000005	325,997.54	326,573.76	328,245.99	287,182.71	1,268,000.00	0.00	0.00	0.00	0.00	100%	100%	
PS		325,997.54	326,573.76	328,245.99	287,182.71	1,268,000.00	0.00	0.00	0.00	0.00	100%	100%	
Regional Office - VI	2200103000006	301,431.84	468,594.82	754,363.43	536,609.91	2,061,000.00	0.00	0.00	-0.00	0.00	100%	100%	
PS		301,431.84	468,594.82	754,363.43	536,609.91	2,061,000.00	0.00	0.00	-0.00	0.00	100%	100%	
Regional Office - VII	2200103000007	335,174.04	327,059.52	298,742.52	316,174.87	1,277,150.95	0.00	0.00	53,849.05	0.00	100%	96%	
PS		335,174.04	327,059.52	298,742.52	316,174.87	1,277,150.95	0.00	0.00	53,849.05	0.00	100%	96%	
Regional Office - VIII	2200103000008	3,945.73	0.00	538,851.17	988,748.95	1,531,545.85	0.00	18,454.15	0.00	0.00	99%	100%	
PS		3,945.73	0.00	538,851.17	988,748.95	1,531,545.85	0.00	18,454.15	0.00	0.00	99%	100%	
Regional Office - IX	2200103000009	385,720.83	580,696.88	0.00	1,153,008.15	2,119,425.86	0.00	159,574.14	0.00	0.00	93%	100%	
PS		385,720.83	580,696.88	0.00	1,153,008.15	2,119,425.86	0.00	159,574.14	0.00	0.00	93%	100%	
Regional Office - X	2200103000010	1,073,656.17	0.00	0.00	858,012.61	1,931,668.78	0.00	4,331.22	0.00	0.00	100%	100%	
PS		1,073,656.17	0.00	0.00	858,012.61	1,931,668.78	0.00	4,331.22	0.00	0.00	100%	100%	
Regional Office - XI	2200103000011	287,668.56	576,785.64	425,810.76	79,692.81	1,369,957.77	0.00	21,042.23	-0.00	0.00	98%	100%	
PS		287,668.56	576,785.64	425,810.76	79,692.81	1,369,957.77	0.00	21,042.23	-0.00	0.00	98%	100%	
Regional Office - XII	2200103000012	119,267.88	139,356.48	167,372.93	642,002.71	1,068,000.00	0.00	0.00	0.00	0.00	100%	100%	
PS		119,267.88	139,356.48	167,372.93	642,002.71	1,068,000.00	0.00	0.00	0.00	0.00	100%	100%	
Regional Office - XIII	2200103000016	570,692.76	615,149.20	614,393.61	430,143.35	2,230,378.9							

Particulars	UACS CODE	Current Year Disbursements					Total	Unreleased Appropriations	Balances				Percentage	
		1st Quarter Ending 31-Mar	2nd Quarter Ending 30-Jun *	3rd Quarter Ending 30-Sept	4th Quarter Ending 31-Dec	Unobligated Allotment			Unpaid Obligations (15-20) =		OBUR	DBUR		
									Due and Demandable	Not Yet Due and Demandable			%	%
Operations	30000000000000	21,144,675.14	23,183,647.22	35,567,437.81	25,618,045.56	105,513,805.73	0.00	1,330,724.33	5,977,469.94	0.00	99%	95%		
OO : Exports and investments increased	31000000000000	5,254,665.30	4,681,264.31	9,582,325.42	6,710,828.80	26,229,083.83	0.00	50,180.63	414,503.84	0.00	100%	98%		
EXPORTS AND INVESTMENTS DEVELOPMENT PR	31010000000000	5,254,665.30	4,681,264.31	9,582,325.42	6,710,828.80	26,229,083.83	0.00	50,180.63	414,503.84	0.00	100%	98%		
Development, facilitation, and promotion of exports and investments, domestic and foreign	310100100002000	5,254,665.30	4,681,264.31	9,582,325.42	6,710,828.80	26,229,083.83	0.00	50,180.63	414,503.84	0.00	100%	98%		
Central Office	220010100000	1,781,415.36	512,655.21	5,886,868.48	2,840,791.81	11,021,730.86	0.00	0.00	3,037.44	0.00	100%	100%		
PS		1,781,415.36	512,655.21	5,886,868.48	2,840,791.81	11,021,730.86	0.00	0.00	3,037.44	0.00	100%	100%		
Regional Office - I	220010300001	131,050.92	139,248.00	150,462.00	153,239.08	574,000.00	0.00	0.00	0.00	0.00	100%	100%		
PS		131,050.92	139,248.00	150,462.00	153,239.08	574,000.00	0.00	0.00	0.00	0.00	100%	100%		
Regional Office - CAR	220010300014	374,752.27	379,697.72	365,707.23	361,842.78	1,482,000.00	0.00	0.00	0.00	0.00	100%	100%		
PS		374,752.27	379,697.72	365,707.23	361,842.78	1,482,000.00	0.00	0.00	0.00	0.00	100%	100%		
Regional Office - II	220010300002	436,706.77	886,853.60	142,439.63	0.00	1,466,000.00	0.00	0.00	0.00	0.00	100%	100%		
PS		436,706.77	886,853.60	142,439.63	0.00	1,466,000.00	0.00	0.00	0.00	0.00	100%	100%		
Regional Office - III	220010300003	458,797.68	458,797.68	456,691.32	261,167.99	1,635,454.67	0.00	0.00	379,545.33	0.00	100%	81%		
PS		458,797.68	458,797.68	456,691.32	261,167.99	1,635,454.67	0.00	0.00	379,545.33	0.00	100%	81%		
Regional Office - IVA	220010300004	85,540.55	84,410.35	85,458.67	92,323.39	347,732.96	0.00	5,267.04	0.00	0.00	99%	100%		
PS		85,540.55	84,410.35	85,458.67	92,323.39	347,732.96	0.00	5,267.04	0.00	0.00	99%	100%		
Regional Office - IVB	220010300017	122,784.00	245,659.62	184,439.28	159,117.10	712,000.00	0.00	0.00	0.00	0.00	100%	100%		
PS		122,784.00	245,659.62	184,439.28	159,117.10	712,000.00	0.00	0.00	0.00	0.00	100%	100%		
Regional Office - V	220010300005	258,656.85	250,602.39	251,885.61	247,855.15	1,009,000.00	0.00	0.00	0.00	0.00	100%	100%		
PS		258,656.85	250,602.39	251,885.61	247,855.15	1,009,000.00	0.00	0.00	0.00	0.00	100%	100%		
Regional Office - VI	220010300006	178,078.81	175,921.19	0.00	0.00	354,000.00	0.00	0.00	0.00	0.00	100%	100%		
PS		178,078.81	175,921.19	0.00	0.00	354,000.00	0.00	0.00	0.00	0.00	100%	100%		
Regional Office - VII	220010300007	273,686.40	267,742.38	230,081.76	364,171.60	1,135,682.14	0.00	40,396.79	31,921.07	0.00	97%	97%		
PS		273,686.40	267,742.38	230,081.76	364,171.60	1,135,682.14	0.00	40,396.79	31,921.07	0.00	97%	97%		
Regional Office - VIII	220010300008	-	323,077.26	959,404.34	502,518.40	1,785,000.00	0.00	0.00	0.00	0.00	100%	100%		
PS		-	323,077.26	959,404.34	502,518.40	1,785,000.00	0.00	0.00	0.00	0.00	100%	100%		
Regional Office - IX	220010300009	92,938.80	146,967.84	0.00	409,093.36	649,000.00	0.00	0.00	0.00	0.00	100%	100%		
PS		92,938.80	146,967.84	0.00	409,093.36	649,000.00	0.00	0.00	0.00	0.00	100%	100%		
Regional Office - X	220010300010	549,113.77	0.00	0.00	235,886.23	785,000.00	0.00	0.00	0.00	0.00	100%	100%		
PS		549,113.77	0.00	0.00	235,886.23	785,000.00	0.00	0.00	0.00	0.00	100%	100%		
Regional Office - XI	220010300011	161,172.48	332,444.28	275,911.68	455,954.76	1,225,483.20	0.00	4,516.80	0.00	0.00	100%	100%		
PS		161,172.48	332,444.28	275,911.68	455,954.76	1,225,483.20	0.00	4,516.80	0.00	0.00	100%	100%		
Regional Office - XII	220010300012	263,173.92	375,748.75	392,258.85	9,818.48	1,041,000.00	0.00	0.00	0.00	0.00	100%	100%		
PS		263,173.92	375,748.75	392,258.85	9,818.48	1,041,000.00	0.00	0.00	0.00	0.00	100%	100%		
Regional Office - XIII	220010300016	86,796.72	101,438.04	200,716.57	617,048.67	1,006,000.00	0.00	0.00	0.00	0.00	100%	100%		
PS		86,796.72	101,438.04	200,716.57	617,048.67	1,006,000.00	0.00	0.00	0.00	0.00	100%	100%		
OO : Industries developed	32000000000000	3,576,166.21	3,377,543.06	9,314,902.96	1,639,644.64	17,908,256.87	0.00	265,965.49	4,560,602.34	0.00	99%	80%		
INDUSTRY DEVELOPMENT PROGRAM	32010000000000	3,576,166.21	3,377,543.06	9,314,902.96	1,639,644.64	17,908,256.87	0.00	265,965.49	4,560,602.34	0.00	99%	80%		
Formulation of strategic plans, programs, and policies to develop competitive industries	320100100001000	3,266,334.37	3,222,627.14	7,803,389.91	1,020,416.68	15,312,768.10	0.00	265,965.49	4,052,188.64	0.00	99%	79%		
Central Office	220010100000	2,161,654.35	519,539.40	6,473,692.50	-1,515,904.51	7,638,981.74	0.00	0.00	4,045,940.49	0.00	100%	65%		
PS		2,161,654.35	519,539.40	6,473,692.50	(1,515,904.51)	7,638,981.74	0.00	0.00	4,045,940.49	0.00	100%	65%		
Regional Office - CAR	220010300014	17,002.08	17,153.04	17,185.68	16,659.20	68,000.00	0.00	0.00	0.00	0.00	100%	100%		
PS		17,002.08	17,153.04	17,185.68	16,659.20	68,000.00	0.00	0.00	0.00	0.00	100%	100%		
Regional Office - III	220010300003	166,799.52	166,799.52	171,193.80	222,207.16	727,000.00	0.00	0.00	-0.00	0.00	100%	100%		
PS		166,799.52	166,799.52	171,193.80	222,207.16	727,000.00	0.00	0.00	-0.00	0.00	100%	100%		
Regional Office - IVA	220010300004	188,222.22	185,702.78	188,009.06	203,754.06	765,688.12	0.00	1,311.88	0.00	0.00	100%	100%		
PS		188,222.22	185,702.78	188,009.06	203,754.06	765,688.12	0.00	1,311.88	0.00	0.00	100%	100%		
Regional Office - IVB	220010300017	73,634.40	147,268.80	110,511.96	40,584.84	372,000.00	0.00	0.00	0.00	0.00	100%	100%		
PS		73,634.40	147,268.80	110,511.96	40,584.84	372,000.00	0.00	0.00	0.00	0.00	100%	100%		
Regional Office - V	220010300005	166,773.45	167,068.25	167,923.74	212,866.26	714,631.70	0.00	9,368.30	0.00	0.00	99%	100%		
PS		166,773.45	167,068.25	167,923.74	212,866.26	714,631.70	0.00	9,368.30	0.00	0.00	99%	100%		
Regional Office - VII	220010300007	57,913.08	39,099.06	50,253.12	33,067.44	180,332.70	0.00	186,419.15	6,248.15	0.00	50%	97%		
PS		57,913.08	39,099.06	50,253.12	33,067.44	180,332.70	0.00	186,419.15	6,248.15	0.00	50%	97%		
Regional Office - VIII	220010300008	-	220,000.00	0.00	0.00	220,000.00	0.00	0.00	0.00	0.00	100%	100%		
PS		-	220,000.00	0.00	0.00	220,000.00	0.00	0.00	0.00	0.00	100%	100%		
Regional Office - IX	220010300009	147,985.56	232,060.83	0.00	607,953.61	988,000.00	0.00	0.00	0.00	0.00	100%	100%		
PS		147,985.56	232,060.83	0.00	607,953.61	988,000.00	0.00	0.00	0.00	0.00	100%	100%		
Regional Office - X	220010300010	-	537,048.12	0.00	92,951.88	630,000.00	0.00	0.00	0.00	0.00	100%	100%		
PS		-	537,048.12	0.00	92,951.88	630,000.00	0.00	0.00	0.00	0.00	100%	100%		
Regional Office - XI	220010300011	96,570.96	190,114.56	135,501.72	485,946.60	908,133.84	0.00	68,866.16	0.00	0.00	93%	100%		
PS		96,570.96	190,114.56	135,501.72	485,946.60	908,133.84	0.00	68,866.16	0.00	0.00	93%	100%		
Regional Office - XII	220010300012	-	573,614.34	271,626.72	345,758.94	1,191,000.00	0.00	0.00	0.00	0.00	100%	100%		
PS		-	573,614.34	271,626.72	345,758.94	1,191,000.00	0.00	0.00	0.00	0.00	100%	100%		
Regional Office - XIII	220010300016	189,778.75	227,158.44	217,491.61	274,571.20	909,000.00	0.00	0.00	0.00	0.00	100%	100%		
PS		189,778.75	227,158.44	217,491.61	274,571.20	909,000.00	0.00	0.00	0.00	0.00	100%	100%		
Promotion of competitiveness through administration of awards program, voluntary certification and accreditation programs	320100100002000	309,831.84	154,915.92	1,511,513.05	619,227.96	2,595,488.77	0.00	0.00	508,413.70	0.00	100%	84%		
Central Office	220010100000	309,831.84	154,915.92	1,511,513.05	619,227.96	2,595,488.77	0.00	0.00	508,413.70	0.00	100%	84%		
PS		309,831.84	154,915.92	1,511,513.05	619,227.96	2,595,488.77	0.00	0.00	508,413.70	0.00	100%	84%		





Particulars	UACS CODE	Current Year Disbursements					Total	Unreleased Appropriations	Balances			Percentage	
		1st Quarter Ending 31-Mar	2nd Quarter Ending 30-Jun *	3rd Quarter Ending 30-Sept	4th Quarter Ending 31-Dec	Unobligated Allotment			Due and Demandable	Not Yet Due and Demandable	%		
											OBUR	DBUR	
OO : MSMEs assisted and developed	3300000000000000	5,938,397.06	7,638,401.93	7,387,343.14	6,229,302.61	27,193,444.74	0.00	624,019.39	662,889.88	0.00	98%	98%	
MSME DEVELOPMENT PROGRAM	3301000000000000	5,938,397.06	7,638,401.93	7,387,343.14	6,229,302.61	27,193,444.74	0.00	624,019.39	662,889.88	0.00	98%	98%	
Formulation of strategic plans, programs and policies on MSME development	330100100001000	343,542.72	0.00	170,642.52	0.00	514,185.24	0.00	0.00	83,814.76	0.00	100%	86%	
Central Office	2200101000000	343,542.72	0.00	170,642.52	0.00	514,185.24	0.00	0.00	83,814.76	0.00	100%	86%	
PS		343,542.72	-	170,642.52	-	514,185.24	0.00	0.00	83,814.76	0.00	100%	86%	
Implementation of the MSME Development Plan and other initiatives to promote the growth of Micro, Small and Medium Enterprises	330100100002000	5,594,854.34	7,638,401.93	7,216,700.62	6,229,302.61	26,679,259.50	0.00	624,019.39	579,075.12	0.00	98%	98%	
Central Office	2200101000000	597,453.00	459,356.88	1,916,856.72	749,509.44	3,723,176.04	0.00	0.00	141,177.97	0.00	100%	96%	
PS		597,453.00	459,356.88	1,916,856.72	749,509.44	3,723,176.04	0.00	0.00	141,177.97	0.00	100%	96%	
Regional Office - I	2200103000001	718,309.78	689,517.90	641,261.72	696,550.92	2,745,640.32	0.00	197,359.68	0.00	0.00	93%	100%	
PS		718,309.78	689,517.90	641,261.72	696,550.92	2,745,640.32	0.00	197,359.68	0.00	0.00	93%	100%	
Regional Office - CAR	2200103000014	361,524.42	371,175.95	419,799.01	295,500.62	1,448,000.00	0.00	0.00	0.00	0.00	100%	100%	
PS		361,524.42	371,175.95	419,799.01	295,500.62	1,448,000.00	0.00	0.00	0.00	0.00	100%	100%	
Regional Office - II	2200103000002	288,206.77	527,811.12	397,185.12	149,796.99	1,363,000.00	0.00	0.00	0.00	0.00	100%	100%	
PS		288,206.77	527,811.12	397,185.12	149,796.99	1,363,000.00	0.00	0.00	0.00	0.00	100%	100%	
Regional Office - III	2200103000003	565,001.01	564,660.56	573,950.23	222,789.93	1,926,401.73	0.00	0.00	402,598.27	0.00	100%	83%	
PS		565,001.01	564,660.56	573,950.23	222,789.93	1,926,401.73	0.00	0.00	402,598.27	0.00	100%	83%	
Regional Office - IVA	2200103000004	342,220.60	339,061.09	341,834.68	340,856.52	1,363,972.89	0.00	47,995.21	31.90	0.00	97%	100%	
PS		342,220.60	339,061.09	341,834.68	340,856.52	1,363,972.89	0.00	47,995.21	31.90	0.00	97%	100%	
Regional Office - IVB	2200103000017	190,393.32	380,780.13	324,244.35	677,819.38	1,573,237.18	0.00	120,762.82	0.00	0.00	93%	100%	
PS		190,393.32	380,780.13	324,244.35	677,819.38	1,573,237.18	0.00	120,762.82	0.00	0.00	93%	100%	
Regional Office - V	2200103000005	569,809.39	570,816.53	573,739.42	582,092.82	2,296,458.16	0.00	128,007.65	8,534.19	0.00	95%	100%	
PS		569,809.39	570,816.53	573,739.42	582,092.82	2,296,458.16	0.00	128,007.65	8,534.19	0.00	95%	100%	
Regional Office - VI	2200103000006	155,614.56	284,583.60	205,596.00	849,992.25	1,495,786.41	0.00	71,213.59	0.00	0.00	95%	100%	
PS		155,614.56	284,583.60	205,596.00	849,992.25	1,495,786.41	0.00	71,213.59	0.00	0.00	95%	100%	
Regional Office - VII	2200103000007	382,800.12	403,367.88	388,139.17	396,076.20	1,570,383.37	0.00	28,883.84	26,732.79	0.00	98%	98%	
PS		382,800.12	403,367.88	388,139.17	396,076.20	1,570,383.37	0.00	28,883.84	26,732.79	0.00	98%	98%	
Regional Office - VIII	2200103000008	629,924.30	957,075.70	0.00	0.00	1,587,000.00	0.00	0.00	0.00	0.00	100%	100%	
PS		629,924.30	957,075.70	0.00	0.00	1,587,000.00	0.00	0.00	0.00	0.00	100%	100%	
Regional Office - IX	2200103000009	119,052.48	187,253.76	0.00	480,693.76	787,000.00	0.00	0.00	0.00	0.00	100%	100%	
PS		119,052.48	187,253.76	0.00	480,693.76	787,000.00	0.00	0.00	0.00	0.00	100%	100%	
Regional Office - X	2200103000010	-	553,419.99	545,512.75	118,067.26	1,217,000.00	0.00	0.00	0.00	0.00	100%	100%	
PS		-	553,419.99	545,512.75	118,067.26	1,217,000.00	0.00	0.00	0.00	0.00	100%	100%	
Regional Office - XI	2200103000011	290,413.56	534,057.60	382,665.84	389,066.40	1,596,203.40	0.00	29,796.60	0.00	0.00	98%	100%	
PS		290,413.56	534,057.60	382,665.84	389,066.40	1,596,203.40	0.00	29,796.60	0.00	0.00	98%	100%	
Regional Office - XII	2200103000012	-	465,159.00	243,350.88	160,490.12	869,000.00	0.00	0.00	0.00	0.00	100%	100%	
PS		-	465,159.00	243,350.88	160,490.12	869,000.00	0.00	0.00	0.00	0.00	100%	100%	
Regional Office - XIII	2200103000016	384,131.03	350,304.24	262,564.73	120,000.00	1,117,000.00	0.00	0.00	0.00	0.00	100%	100%	
PS		384,131.03	350,304.24	262,564.73	120,000.00	1,117,000.00	0.00	0.00	0.00	0.00	100%	100%	
OO : Consumer welfare enhanced	3400000000000000	6,375,446.57	7,486,437.92	9,282,866.29	11,038,269.51	34,183,020.29	0.00	390,558.82	339,473.88	0.00	99%	99%	
CONSUMER PROTECTION PROGRAM	3401000000000000	6,117,347.62	7,486,437.92	8,777,007.74	10,284,975.91	32,665,769.19	0.00	390,558.82	131,724.98	0.00	99%	100%	
Monitoring and enforcement of FTL including consumer complaints handling	340100100002000	4,165,115.69	5,384,440.44	3,309,800.03	3,807,864.18	16,667,220.34	0.00	210,261.94	115,517.72	0.00	99%	99%	
Central Office	2200101000000	1,144,232.49	1,204,718.77	8,323.30	0.00	2,357,274.56	0.00	0.00	68,725.44	0.00	100%	97%	
PS		1,144,232.49	1,204,718.77	8,323.30	-	2,357,274.56	0.00	0.00	68,725.44	0.00	100%	97%	
Regional Office - I	2200103000001	163,034.60	168,652.49	175,031.28	230,281.63	737,000.00	0.00	0.00	0.00	0.00	100%	100%	
PS		163,034.60	168,652.49	175,031.28	230,281.63	737,000.00	0.00	0.00	0.00	0.00	100%	100%	
Regional Office - CAR	2200103000014	221,580.33	216,835.08	218,433.61	398,947.00	1,055,796.02	0.00	24,203.98	0.00	0.00	98%	100%	
PS		221,580.33	216,835.08	218,433.61	398,947.00	1,055,796.02	0.00	24,203.98	0.00	0.00	98%	100%	
Regional Office - II	2200103000002	88,333.41	172,149.63	572,106.38	435,410.58	1,268,000.00	0.00	0.00	0.00	0.00	100%	100%	
PS		88,333.41	172,149.63	572,106.38	435,410.58	1,268,000.00	0.00	0.00	0.00	0.00	100%	100%	
Regional Office - III	2200103000003	360,981.36	393,510.40	393,409.44	359,561.15	1,507,462.35	0.00	37,384.92	152.73	0.00	98%	100%	
PS		360,981.36	393,510.40	393,409.44	359,561.15	1,507,462.35	0.00	37,384.92	152.73	0.00	98%	100%	
Regional Office - IVA	2200103000004	307,945.98	303,884.68	310,324.06	303,854.87	1,226,009.59	0.00	33,990.41	0.00	0.00	97%	100%	
PS		307,945.98	303,884.68	310,324.06	303,854.87	1,226,009.59	0.00	33,990.41	0.00	0.00	97%	100%	
Regional Office - IVB	2200103000017	112,139.04	221,039.76	166,768.80	66,052.40	566,000.00	0.00	0.00	0.00	0.00	100%	100%	
PS		112,139.04	221,039.76	166,768.80	66,052.40	566,000.00	0.00	0.00	0.00	0.00	100%	100%	
Regional Office - V	2200103000005	222,364.64	222,757.68	223,898.32	223,728.33	892,748.97	0.00	71,976.55	2,274.48	0.00	93%	100%	
PS		222,364.64	222,757.68	223,898.32	223,728.33	892,748.97	0.00	71,976.55	2,274.48	0.00	93%	100%	
Regional Office - VI	2200103000006	169,398.84	231,275.88	254,696.04	387,629.24	1,043,000.00	0.00	0.00	0.00	0.00	100%	100%	
PS		169,398.84	231,275.88	254,696.04	387,629.24	1,043,000.00	0.00	0.00	0.00	0.00	100%	100%	
Regional Office - VII	2200103000007	209,835.12	206,581.89	187,970.12	108,211.20	712,598.33	0.00	2,036.60	44,365.07	0.00	100%	94%	
PS		209,835.12	206,581.89	187,970.12	108,211.20	712,598.33	0.00	2,036.60	44,365.07	0.00	100%	94%	
Regional Office - VIII	2200103000008	437,000.00	0.00	0.00	0.00	437,000.00	0.00	0.00	0.00	0.00	100%	100%	
PS		437,000.00	0.00	0.00	0.00	437,000.00	0.00	0.00	0.00	0.00	100%	100%	
Regional Office - IX	2200103000009	191,956.88	265,399.56	0.00	636,643.56	1,094,000.00	0.00	0.00	0.00	0.00	100%	100%	
PS		191,956.88	265,399.56	0.00	636,643.56	1,094,000.00	0.00	0.00	0.00	0.00	100%	100%	
Regional Office - X	2200103000010	-	539,430.12	0.00	166,569.88	706,000.00	0.00	0.00	0.00	0.00	100%	100%	
PS		-	539,430.12	0.00	166,569.88	706,000.00	0.00	0.00	0.00	0.00	100%	100%	
Regional Office - XI	2200103000011	194,840.40	418,348.08	342,069.36	244,072.68	1,199,330.52	0.00	40,669.48	0.00	0.00	97%	100%	
PS		194,840.40	418,348.08	342,069.36	244,072.68	1,199,330.52	0.00	40,669.48	0.00	0.00	97%	100%	
Regional Office - XII	2200103000012	-	568,682.74	276,892.08	119,425.18	965,000.00	0.00	0.00	0.00	0.00	100%	100%	
PS		-	568,682.74	276,892.08	119,425.18	965,000.00	0.00	0.00	0.00	0.00			

Particulars	UACS CODE	Current Year Disbursements					Total	Balances				Percentage	
		1st Quarter Ending 31-Mar	2nd Quarter Ending 30-Jun *	3rd Quarter Ending 30-Sept	4th Quarter Ending 31-Dec	Unreleased Appropriations		Unobligated Allotment	Unpaid Obligations (15-20) =		OBUR	DBUR	
									Due and Demandable	Not Yet Due and Demandable			%
Regional Office - XIII	220010300016	341,472.60	251,173.68	179,877.24	127,476.48	900,000.00	0.00	0.00	0.00	0.00	100%	100%	
PS		341,472.60	251,173.68	179,877.24	127,476.48	900,000.00	0.00	0.00	0.00	0.00	100%	100%	
Accreditation and issuance of business licenses, permits, registration and authorities	340100100003000	1,952,231.93	2,101,997.48	5,467,207.71	6,477,111.73	15,998,548.85	0.00	180,296.88	16,207.26	0.00	99%	100%	
Central Office	220010100000	-	0.00	2,471,128.69	4,238,256.31	6,709,385.00	0.00	0.00	9,667.99	0.00	100%	100%	
PS		-		2,471,128.69	4,238,256.31	6,709,385.00	0.00	0.00	9,667.99	0.00	100%	100%	
Regional Office - I	220010300001	95,566.56	101,924.93	115,416.72	114,091.79	427,000.00	0.00	0.00	0.00	0.00	100%	100%	
PS		95,566.56	101,924.93	115,416.72	114,091.79	427,000.00	0.00	0.00	0.00	0.00	100%	100%	
Regional Office - CAR	220010300014	177,440.04	177,440.04	177,464.23	144,655.69	677,000.00	0.00	0.00	0.00	0.00	100%	100%	
PS		177,440.04	177,440.04	177,464.23	144,655.69	677,000.00	0.00	0.00	0.00	0.00	100%	100%	
Regional Office - II	220010300002	110,093.92	242,107.16	180,896.47	386,902.45	920,000.00	0.00	0.00	0.00	0.00	100%	100%	
PS		110,093.92	242,107.16	180,896.47	386,902.45	920,000.00	0.00	0.00	0.00	0.00	100%	100%	
Regional Office - III	220010300003	221,124.36	223,001.88	224,991.00	203,882.76	873,000.00	0.00	0.00	0.00	0.00	100%	100%	
PS		221,124.36	223,001.88	224,991.00	203,882.76	873,000.00	0.00	0.00	0.00	0.00	100%	100%	
Regional Office - IVA	220010300004	188,189.21	185,702.78	188,009.07	185,689.08	747,590.14	0.00	41,114.39	5,295.47	0.00	95%	99%	
PS		188,189.21	185,702.78	188,009.07	185,689.08	747,590.14	0.00	41,114.39	5,295.47	0.00	95%	99%	
Regional Office - IVB	220010300017	127,571.76	255,324.39	152,886.96	1,216.89	537,000.00	0.00	0.00	0.00	0.00	100%	100%	
PS		127,571.76	255,324.39	152,886.96	1,216.89	537,000.00	0.00	0.00	0.00	0.00	100%	100%	
Regional Office - V	220010300005	180,671.28	180,990.62	181,917.39	181,779.26	725,358.55	0.00	78,641.45	0.00	0.00	90%	100%	
PS		180,671.28	180,990.62	181,917.39	181,779.26	725,358.55	0.00	78,641.45	0.00	0.00	90%	100%	
Regional Office - VI	220010300006	73,229.40	144,028.80	141,603.36	58,138.44	417,000.00	0.00	0.00	0.00	0.00	100%	100%	
PS		73,229.40	144,028.80	141,603.36	58,138.44	417,000.00	0.00	0.00	0.00	0.00	100%	100%	
Regional Office - VII	220010300007	171,824.40	175,883.76	173,854.08	163,671.72	685,233.96	0.00	48,522.24	1,243.80	0.00	93%	100%	
PS		171,824.40	175,883.76	173,854.08	163,671.72	685,233.96	0.00	48,522.24	1,243.80	0.00	93%	100%	
Regional Office - VIII	220010300008	473,000.00	0.00	0.00	0.00	473,000.00	0.00	0.00	0.00	0.00	100%	100%	
PS		473,000.00	0.00	0.00	0.00	473,000.00	0.00	0.00	0.00	0.00	100%	100%	
Regional Office - IX	220010300009	43,878.24	66,639.24	0.00	97,482.52	208,000.00	0.00	0.00	0.00	0.00	100%	100%	
PS		43,878.24	66,639.24	0.00	97,482.52	208,000.00	0.00	0.00	0.00	0.00	100%	100%	
Regional Office - X	220010300010	-	0.00	1,104,939.36	259,060.64	1,364,000.00	0.00	0.00	0.00	0.00	100%	100%	
PS		-	0.00	1,104,939.36	259,060.64	1,364,000.00	0.00	0.00	0.00	0.00	100%	100%	
Regional Office - XI	220010300011	82,681.32	143,826.12	106,422.48	77,051.28	409,981.20	0.00	12,018.80	0.00	0.00	97%	100%	
PS		82,681.32	143,826.12	106,422.48	77,051.28	409,981.20	0.00	12,018.80	0.00	0.00	97%	100%	
Regional Office - XII	220010300012	-	126,191.76	81,519.78	298,288.46	506,000.00	0.00	0.00	-0.00	0.00	100%	100%	
PS		-	126,191.76	81,519.78	298,288.46	506,000.00	0.00	0.00	-0.00	0.00	100%	100%	
Regional Office - XIII	220010300016	6,961.44	78,936.00	166,158.12	66,944.44	319,000.00	0.00	0.00	0.00	0.00	100%	100%	
PS		6,961.44	78,936.00	166,158.12	66,944.44	319,000.00	0.00	0.00	0.00	0.00	100%	100%	
CONSUMER EDUCATION AND ADVOCACY PROGRAM	3402000000000000	258,098.95	0.00	505,858.55	753,293.60	1,517,251.10	0.00	0.00	207,748.90	0.00	100%	88%	
Formulation of strategic plans, programs, and policies on consumer education, awareness and advocacy	340200100001000	258,098.95	0.00	505,858.55	753,293.60	1,517,251.10	0.00	0.00	207,748.90	0.00	100%	88%	
Central Office	220010100000	258,098.95	0.00	505,858.55	753,293.60	1,517,251.10	0.00	0.00	207,748.90	0.00	100%	88%	
PS		258,098.95	-	505,858.55	753,293.60	1,517,251.10	0.00	0.00	207,748.90	0.00	100%	88%	
TOTAL, Automatic Appropriation		28,486,752.53	30,380,391.19	50,977,841.00	40,146,864.60	149,991,849.32	0.00	1,740,602.45	6,720,548.23	0.00	99%	96%	
PS		28,486,752.53	30,380,391.19	50,977,841.00	40,146,864.60	149,991,849.32	-	1,740,602.45	6,720,548.23	-	99%	96%	
III. Special Purpose Fund		4,224,730.58	70,616,979.95	11,568,386.46	55,725,419.39	142,135,516.38	0.00	216,640,513.77	105,901,168.85	0.00	53%	57%	
A. Pension and Gratuity Fund (PGF)		4,224,730.58	18,782,479.38	11,156,207.27	37,679,315.21	71,842,732.44	0.00	82.78	1,514,826.78	0.00	100%	98%	
General Administration and Support	1000000000000000	4,224,730.58	18,782,479.38	11,118,413.27	36,196,604.82	70,322,228.05	0.00	80.17	1,514,826.78	0.00	100%	98%	
General Management and Supervision	100000100001000	4,224,730.58	18,782,479.38	11,118,413.27	36,196,604.82	70,322,228.05	0.00	80.17	1,514,826.78	0.00	100%	98%	
Central Office	220010100000	2,737,525.00	3,136,427.15	369,271.36	10,722,405.07	16,965,628.58	0.00	17.20	1,295,852.22	0.00	100%	93%	
PS		2,737,525.00	3,136,427.15	369,271.36	10,722,405.07	16,965,628.58	0.00	17.20	1,295,852.22	0.00	100%	93%	
Regional Office - I	220010300001	-	0.00	2,700,873.04	3,318,199.32	6,019,072.36	0.00	1.64	0.00	0.00	100%	100%	
PS		-	0.00	2,700,873.04	3,318,199.32	6,019,072.36	0.00	1.64	0.00	0.00	100%	100%	
Regional Office - CAR	220010300014	-	0.00	233,240.46	233,240.46	466,480.92	0.00	0.54	0.00	0.00	100%	100%	
PS		-	0.00	233,240.46	233,240.46	466,480.92	0.00	0.54	0.00	0.00	100%	100%	
Regional Office - II	220010300002	-	41,189.10	65,551.33	764,699.58	871,440.01	0.00	2.99	0.00	0.00	100%	100%	
PS		-	41,189.10	65,551.33	764,699.58	871,440.01	0.00	2.99	0.00	0.00	100%	100%	
Regional Office - III	220010300003	-	1,153,281.00	0.00	947,456.00	2,100,737.00	0.00	0.00	0.00	0.00	100%	100%	
PS		-	1,153,281.00	0.00	947,456.00	2,100,737.00	0.00	0.00	0.00	0.00	100%	100%	
Regional Office - IVA	220010300004	-	2,896,221.49	0.00	2,009,574.69	4,905,796.18	0.00	0.82	0.00	0.00	100%	100%	
PS		-	2,896,221.49	0.00	2,009,574.69	4,905,796.18	0.00	0.82	0.00	0.00	100%	100%	
Regional Office - IVB	220010300017	-	423,809.47	156,571.28	0.00	580,380.75	0.00	1.25	0.00	0.00	100%	100%	
PS		-	423,809.47	156,571.28	0.00	580,380.75	0.00	1.25	0.00	0.00	100%	100%	
Regional Office - V	220010300005	-	1,812,760.86	786,265.02	1,506,532.32	4,105,558.20	0.00	2.80	0.00	0.00	100%	100%	
PS		-	1,812,760.86	786,265.02	1,506,532.32	4,105,558.20	0.00	2.80	0.00	0.00	100%	100%	
Regional Office - VI	220010300006	-	0.00	2,596,592.92	695,993.97	3,292,586.89	0.00	1.11	0.00	0.00	100%	100%	
PS		-	0.00	2,596,592.92	695,993.97	3,292,586.89	0.00	1.11	0.00	0.00	100%	100%	
Regional Office - VII	220010300007	1,487,205.58	424,690.00	3,762,837.53	4,961,274.35	10,636,007.46	0.00	43.43	139,844.11	0.00	100%	99%	
PS		1,487,205.58	424,690.00	3,762,837.53	4,961,274.35	10,636,007.46	0.00	43.43	139,844.11	0.00	100%	99%	
Regional Office - VIII	220010300008	-	0.00	680,450.79	3,948,689.62	4,629,140.41	0.00	1.59	0.00	0.00	100%	100%	
PS		-	0.00	680,450.79	3,948,689.62	4,629,140.41	0.00	1.59	0.00	0.00	100%	100%	
Regional Office - IX	220010300009	-	5,859,964.07	0.00	0.00	5,859,964.07	0.00	0.93	0.00	0.00	100%	100%	
PS		-	5,859,964.07	0.00	0.00	5,859,964.07	0.00	0.93	0.00	0.00	100%	100%	

Particulars	UACS CODE	Current Year Disbursements					Total	Unreleased Appropriations	Balances				Percentage	
		1st Quarter Ending 31-Mar	2nd Quarter Ending 30-Jun *	3rd Quarter Ending 30-Sept	4th Quarter Ending 31-Dec	Unobligated Allotment			Unpaid Obligations (15-20) =		OBUR	DBUR		
									Due and Demandable	Not Yet Due and Demandable			%	%
Regional Office - X	220010300010	-	2,255,665.24	0.00	3,087,858.88	5,343,524.12	0.00	4.43	79,130.45	0.00	100%	99%		
PS			2,255,665.24		3,087,858.88	5,343,524.12	0.00	4.43	79,130.45		100%	99%		
Regional Office - XI	220010300011	-	778,471.00	0.00	717,380.00	1,495,851.00	0.00	0.00	0.00	0.00	100%	100%		
PS			778,471.00		717,380.00	1,495,851.00	0.00	0.00	0.00		100%	100%		
Regional Office - XII	220010300012	-	0.00	0.00	2,140,933.45	2,140,933.45	0.00	0.55	0.00	0.00	100%	100%		
PS					2,140,933.45	2,140,933.45	0.00	0.55	0.00		100%	100%		
Regional Office - XIII	220010300016	-	0.00	0.00	1,142,367.11	1,142,367.11	0.00	0.89	0.00	0.00	100%	100%		
PS					1,142,367.11	1,142,367.11	0.00	0.89	0.00		100%	100%		
OO : MSMEs assisted and developed	3300000000000000	0.00	0.00	37,794.00	1,482,710.39	1,520,504.39	0.00	2.61	0.00	0.00	100%	100%		
MSME DEVELOPMENT PROGRAM	3301000000000000	0.00	0.00	37,794.00	1,482,710.39	1,520,504.39	0.00	2.61	0.00	0.00	100%	100%		
<i>For the requirements of the Program Beneficiaries Development Component of the Comprehensive Agrarian Reform Program (CARP)</i>	330100100003000	0.00	0.00	37,794.00	1,482,710.39	1,520,504.39	0.00	2.61	0.00	0.00	100%	100%		
Central Office	220010100000	0.00	0.00	0.00	466,953.32	466,953.32	0.00	1.75	0.00	0.00	100%	100%		
PS					466,953.32	466,953.32	0.00	1.75	0.00	0.00	100%	100%		
Regional Office - I	220010300001	-	0.00	0.00	154,274.23	154,274.23	0.00	0.00	0.00	0.00	100%	100%		
PS					154,274.23	154,274.23	0.00	0.00	0.00		100%	100%		
Regional Office - CAR	220010300014	-	0.00	0.00	51,424.74	51,424.74	0.00	0.00	0.00	0.00	100%	100%		
PS					51,424.74	51,424.74	0.00	0.00	0.00		100%	100%		
Regional Office - II	220010300002	-	0.00	0.00	0.00	0.00	0.00	0.00	0.00	0.00	#DIV/0!	#DIV/0!		
PS					0.00	0.00	0.00	0.00	0.00		#DIV/0!	#DIV/0!		
Regional Office - III	220010300003	-	0.00	0.00	60,248.59	60,248.59	0.00	0.00	0.00	0.00	100%	100%		
PS					60,248.59	60,248.59	0.00	0.00	0.00		100%	100%		
Regional Office - IVA	220010300004	-	0.00	0.00	178,488.07	178,488.07	0.00	0.00	0.00	0.00	100%	100%		
PS					178,488.07	178,488.07	0.00	0.00	0.00		100%	100%		
Regional Office - IVB	220010300017	-	0.00	37,794.00	44,119.21	81,913.21	0.00	0.00	0.00	0.00	100%	100%		
PS				37,794.00	44,119.21	81,913.21	0.00	0.00	0.00		100%	100%		
Regional Office - V	220010300005	-	0.00	0.00	86,720.11	86,720.11	0.00	0.00	0.00	0.00	100%	100%		
PS					86,720.11	86,720.11	0.00	0.00	0.00		100%	100%		
Regional Office - VI	220010300006	-	0.00	0.00	146,968.70	146,968.70	0.00	0.00	0.00	0.00	100%	100%		
PS					146,968.70	146,968.70	0.00	0.00	0.00		100%	100%		
Regional Office - VII	220010300007	-	0.00	0.00	0.00	0.00	0.00	0.00	0.00	0.00	#DIV/0!	#DIV/0!		
PS		0.00	0.00	0.00	0.00	0.00	0.00	0.00	0.00		#DIV/0!	#DIV/0!		
Regional Office - VIII	220010300008	-	0.00	0.00	49,413.52	49,413.52	0.00	0.48	0.00	0.00	100%	100%		
PS					49,413.52	49,413.52	0.00	0.48	0.00		100%	100%		
Regional Office - IX	220010300009	-	0.00	0.00	94,025.64	94,025.64	0.00	0.00	0.00	0.00	100%	100%		
PS					94,025.64	94,025.64	0.00	0.00	0.00		100%	100%		
Regional Office - X	220010300010	-	0.00	0.00	22,518.04	22,518.04	0.00	0.00	0.00	0.00	100%	100%		
PS					22,518.04	22,518.04	0.00	0.00	0.00		100%	100%		
Regional Office - XI	220010300011	-	0.00	0.00	0.00	0.00	0.00	0.00	0.00	0.00	#DIV/0!	#DIV/0!		
PS					0.00	0.00	0.00	0.00	0.00		#DIV/0!	#DIV/0!		
Regional Office - XII	220010300012	-	0.00	0.00	33,530.60	33,530.60	0.00	0.00	0.00	0.00	100%	100%		
PS					33,530.60	33,530.60	0.00	0.00	0.00		100%	100%		
Regional Office - XIII	220010300016	-	0.00	0.00	94,025.62	94,025.62	0.00	0.38	0.00	0.00	100%	100%		
PS					94,025.62	94,025.62	0.00	0.38	0.00		100%	100%		
B. Miscellaneous Personnel Benefit Fund (PBB 2021)			51,834,500.57	362,179.19	3,896,869.73	56,093,549.49	0.00	40,623.23	3,248,384.28	0.00	100%	95%		
Central Office	220010100000	-	16,199,000.00	0.00	3,624,110.99	19,823,110.99	0.00	40,623.22	3,112,396.32	0.00	100%	86%		
PS			16,199,000.00		3,624,110.99	19,823,110.99	0.00	40,623.22	3,112,396.32		100%	86%		
Regional Office - I	220010300001	-	2,124,282.16	0.00	25,937.03	2,150,219.19	0.00	0.00	0.00	0.00	100%	100%		
PS			2,124,282.16		25,937.03	2,150,219.19	0.00	0.00	0.00		100%	100%		
Regional Office - CAR	220010300014	-	2,641,298.62	26,728.00	12,563.72	2,680,590.34	0.00	0.00	-0.00	0.00	100%	100%		
PS			2,641,298.62	26,728.00	12,563.72	2,680,590.34	0.00	0.00	-0.00		100%	100%		
Regional Office - II	220010300002	-	2,513,991.16	9,296.35	8,554.00	2,531,841.51	0.00	0.01	-0.00	0.00	100%	100%		
PS			2,513,991.16	9,296.35	8,554.00	2,531,841.51	0.00	0.01	-0.00		100%	100%		
Regional Office - III	220010300003	-	3,061,500.31	11,357.06	21,562.06	3,094,419.43	0.00	0.00	0.00	0.00	100%	100%		
PS			3,061,500.31	11,357.06	21,562.06	3,094,419.43	0.00	0.00	0.00		100%	100%		
Regional Office - IVA	220010300004	-	2,812,175.13	0.00	0.00	2,812,175.13	0.00	0.00	0.00	0.00	100%	100%		
PS			2,812,175.13		0.00	2,812,175.13	0.00	0.00	0.00		100%	100%		
Regional Office - IVB	220010300017	-	2,007,811.83	0.00	0.00	2,007,811.83	0.00	0.00	0.00	0.00	100%	100%		
PS			2,007,811.83		0.00	2,007,811.83	0.00	0.00	0.00		100%	100%		
Regional Office - V	220010300005	-	2,693,318.94	0.00	0.00	2,693,318.94	0.00	0.00	0.00	0.00	100%	100%		
PS			2,693,318.94		0.00	2,693,318.94	0.00	0.00	0.00		100%	100%		
Regional Office - VI	220010300006	-	2,027,354.68	58,105.84	101,569.00	2,187,029.52	0.00	0.00	0.00	0.00	100%	100%		
PS			2,027,354.68	58,105.84	101,569.00	2,187,029.52	0.00	0.00	0.00		100%	100%		
Regional Office - VII	220010300007	-	2,051,459.65	256,691.94	93,404.50	2,401,556.09	0.00	0.00	65,334.88	0.00	100%	97%		
PS			2,051,459.65	256,691.94	93,404.50	2,401,556.09	0.00	0.00	65,334.88		100%	97%		
Regional Office - VIII	220010300008	-	2,230,143.96	0.00	0.00	2,230,143.96	0.00	0.00	0.00	0.00	100%	100%		
PS			2,230,143.96		0.00	2,230,143.96	0.00	0.00	0.00		100%	100%		
Regional Office - IX	220010300009	-	2,197,273.42	0.00	9,168.43	2,206,441.85	0.00	0.00	15,091.39	0.00	100%	99%		
PS			2,197,273.42		9,168.43	2,206,441.85	0.00	0.00	15,091.39		100%	99%		
Regional Office - X	220010300010	-	2,311,266.51	0.00	0.00	2,311,266.51	0.00	0.00	55,561.69	0.00	100%	98%		
PS			2,311,266.51		0.00	2,311,266.51	0.00	0.00	55,561.69		100%	98%		

Particulars	UACS CODE	Current Year Disbursements					Balances					Percentage	
		1st Quarter Ending 31-Mar	2nd Quarter Ending 30-Jun *	3rd Quarter Ending 30-Sept	4th Quarter Ending 31-Dec	Total	Unreleased Appropriations	Unobligated Allotment	Unpaid Obligations (15-20) =		OBUR	DBUR	
									Due and Demandable	Not Yet Due and Demandable			%
Regional Office - XI	220010300011	-	2,593,042.50	0.00	0.00	2,593,042.50	0.00	0.00	0.00	0.00	100%	100%	
PS			2,593,042.50			2,593,042.50			0.00		100%	100%	
Regional Office - XII	220010300012	-	2,026,819.50	0.00	0.00	2,026,819.50	0.00	0.00	0.00	0.00	100%	100%	
PS			2,026,819.50			2,026,819.50			0.00		100%	100%	
Regional Office - XIII	220010300016	-	2,343,762.20	0.00	0.00	2,343,762.20	0.00	0.00	0.00	0.00	100%	100%	
PS			2,343,762.20			2,343,762.20			0.00		100%	100%	
Unprogrammed Appropriations - Rural Agro-Enterprise Partnership for Inclusive Development (RAPID) Growth - Loan Proceed (LP)													
	330100300001000	0.00	0.00	50,000.00	14,149,234.45	14,199,234.45	0.00	216,599,807.76	101,137,957.79	0.00	35%	12%	
Central Office - MOOE		0.00	0.00	0.00	0.00	0.00	0.00	210,771,094.34	50,800,000.00	0.00	19%	0%	
CO		-	-	-	0.00	0.00	0.00	210,771,094.34	50,800,000.00	0.00	19%	0%	
Regional Office - VIII	220010300008	0.00	0.00	0.00	0.00	0.00	0.00	0.00	0.00	0.00	#DIV/0!	#DIV/0!	
MOOE											#DIV/0!	#DIV/0!	
CO											#DIV/0!	#DIV/0!	
Regional Office - IX	220010300009	0.00	0.00	0.00	0.00	0.00	0.00	0.00	0.00	0.00	#DIV/0!	#DIV/0!	
MOOE											#DIV/0!	#DIV/0!	
CO											#DIV/0!	#DIV/0!	
Regional Office - X	220010300010	0.00	0.00	0.00	0.00	0.00	0.00	1,306,800.00	0.00	0.00	0%	#DIV/0!	
MOOE								1,306,800.00	0.00	0.00	0%	#DIV/0!	
CO								0.00	0.00	0.00	#DIV/0!	#DIV/0!	
Regional Office - XI	220010300011	0.00	0.00	0.00	8,742,060.31	8,742,060.31	0.00	2,445,430.46	6,950,247.11	0.00	87%	56%	
MOOE					8,742,060.31	8,742,060.31	0.00	2,445,430.46	6,950,247.11	0.00	87%	56%	
CO					0.00	0.00	0.00	0.00	0.00	0.00	#DIV/0!	#DIV/0!	
Regional Office - XII	220010300012	0.00	0.00	0.00	5,407,174.14	5,407,174.14	0.00	2,076,482.96	43,387,710.68	0.00	96%	11%	
MOOE					5,407,174.14	5,407,174.14	0.00	2,076,482.96	43,387,710.68	0.00	96%	11%	
CO					0.00	0.00	0.00	0.00	0.00	0.00	#DIV/0!	#DIV/0!	
Regional Office - XIII	220010300016	0.00	0.00	50,000.00	0.00	50,000.00	0.00	0.00	0.00	0.00	100%	100%	
MOOE				50,000.00	0.00	50,000.00	0.00	0.00	0.00	0.00	100%	100%	
CO				0.00	0.00	0.00	0.00	0.00	0.00	0.00	#DIV/0!	#DIV/0!	
SUB-TOTAL, Special Purpose Fund													
		4,224,730.58	70,616,979.95	11,568,386.46	55,725,419.39	142,135,516.38	0.00	216,640,513.77	105,901,168.85	0.00	53%	57%	
PS		4,224,730.58	70,616,979.95	11,518,386.46	41,576,184.94	127,936,281.93	0.00	40,706.01	4,763,211.06	0.00	100%	96%	
MOOE		0.00	0.00	50,000.00	14,149,234.45	14,199,234.45	0.00	216,599,807.76	101,137,957.79	0.00	35%	12%	
FinEX											#DIV/0!	#DIV/0!	
CO		0.00	0.00	0.00	0.00	0.00	0.00	0.00	0.00	0.00	#DIV/0!	#DIV/0!	
SPECIAL ACCOUNT IN THE GENERAL FUND													
		0.00	3,276,451.90	6,105,826.81	5,409,665.86	14,791,944.57	0.00	1,300,715.71	7,138,339.72	190,000.00	94%	67%	
Micro, Small and Medium Enterprise Development (MSMED)	03104362	-	3,276,451.90	6,105,826.81	5,402,656.86	14,784,935.57	0.00	1,059,339.59	5,286,724.84	190,000.00	95%	73%	
OO : MSMEs assisted and developed	3300000000000000	-	3,276,451.90	6,105,826.81	5,402,656.86	14,784,935.57	0.00	1,059,339.59	5,286,724.84	190,000.00	95%	73%	
MSME DEVELOPMENT PROGRAM	3301000000000000	-	3,276,451.90	6,105,826.81	5,402,656.86	14,784,935.57	0.00	1,059,339.59	5,286,724.84	190,000.00	95%	73%	
Implementation of the MSME Development Plan and other initiatives to promote the growth of Micro, Small and Medium Enterprises	330100100002000	0.00	3,276,451.90	6,105,826.81	5,402,656.86	14,784,935.57	0.00	1,059,339.59	5,286,724.84	190,000.00	95%	73%	
Central Office		-	1,470,814.78	3,842,304.87	3,003,080.16	8,316,199.81	0.00	742,917.35	4,802,923.84	0.00	95%	63%	
MOOE		-	1,470,814.78	3,842,304.87	3,003,080.16	8,316,199.81	0.00	742,917.35	4,802,923.84	0.00	95%	63%	
Regional Office - I	220010300001	-	470,000.00	179,318.50	18,555.12	667,873.62	0.00	2,126.38	0.00	0.00	100%	100%	
MOOE		-	470,000.00	179,318.50	18,555.12	667,873.62	0.00	2,126.38	0.00	0.00	100%	100%	
Regional Office - CAR	220010300014	-	88,300.00	339,400.00	15,858.06	443,558.06	0.00	26,441.94	0.00	0.00	94%	100%	
MOOE		-	88,300.00	339,400.00	15,858.06	443,558.06	0.00	26,441.94	0.00	0.00	94%	100%	
Regional Office - II	220010300002	-	46,750.00	216,826.00	234,424.00	498,000.00	0.00	0.00	0.00	0.00	100%	100%	
MOOE		-	46,750.00	216,826.00	234,424.00	498,000.00	0.00	0.00	0.00	0.00	100%	100%	
Regional Office - III	220010300003	0.00	0.00	350,000.00	120,000.00	470,000.00	0.00	0.00	0.00	0.00	100%	100%	
MOOE		-	0.00	350,000.00	120,000.00	470,000.00	0.00	0.00	0.00	0.00	100%	100%	
Regional Office - IVA	220010300004	-	0.00	562,020.00	118,303.25	680,323.25	0.00	19,676.75	0.00	0.00	97%	100%	
MOOE		-	0.00	562,020.00	118,303.25	680,323.25	0.00	19,676.75	0.00	0.00	97%	100%	
Regional Office - IVB	220010300017	-	0.00	123,430.00	63,809.60	187,239.60	0.00	108,760.40	0.00	190,000.00	0%	0%	
MOOE		-	0.00	123,430.00	63,809.60	187,239.60	0.00	108,760.40	0.00	190,000.00	0%	0%	
Regional Office - V	220010300005	-	220,000.00	129,734.94	138,685.38	488,420.32	0.00	27,579.68	0.00	0.00	0%	0%	
MOOE		-	220,000.00	129,734.94	138,685.38	488,420.32	0.00	27,579.68	0.00	0.00	0%	0%	
Regional Office - VI	220010300006	0.00	265,100.00	362,792.50	432,705.50	1,060,598.00	0.00	34,461.00	51,000.00	0.00	0%	0%	
MOOE		-	265,100.00	362,792.50	432,705.50	1,060,598.00	0.00	34,461.00	51,000.00	0.00	0%	0%	
Regional Office - IX	220010300009	0.00	0.00	0.00	474,164.91	474,164.91	0.00	61,635.09	0.00	0.00	0%	0%	
MOOE		-	0.00	0.00	474,164.91	474,164.91	0.00	61,635.09	0.00	0.00	0%	0%	
Regional Office - X	220010300009	0.00	0.00	0.00	0.00	0.00	0.00	17,199.00	432,801.00	0.00	0%	0%	
MOOE		-	0.00	0.00	0.00	0.00	0.00	17,199.00	432,801.00	0.00	0%	0%	
Regional Office - XI	220010300009	0.00	450,000.00	0.00	41,458.00	491,458.00	0.00	18,542.00	0.00	0.00	0%	0%	
MOOE		-	450,000.00	0.00	41,458.00	491,458.00	0.00	18,542.00	0.00	0.00	0%	0%	
Regional Office - XII	220010300012	0.00	135,000.00	0.00	396,800.00	531,800.00	0.00	0.00	0.00	0.00	0%	0%	
MOOE		-	135,000.00	0.00	396,800.00	531,800.00	0.00	0.00	0.00	0.00	0%	0%	
Regional Office - XIII	220010300016	0.00	130,487.12	0.00	344,812.88	475,300.00	0.00	0.00	0.00	0.00	0%	0%	
MOOE		-	130,487.12	0.00	344,812.88	475,300.00	0.00	0.00	0.00	0.00	0%	0%	

C:\Users\ginasocai\Desktop\FAR1_4thQtr_2023-CURRENT as of December 2023.(FINAL) revised 050724

Particulars	UACS CODE	Current Year Disbursements					Total	Unreleased Appropriations	Balances			Percentage	
		1st Quarter Ending 31-Mar	2nd Quarter Ending 30-Jun *	3rd Quarter Ending 30-Sept	4th Quarter Ending 31-Dec	Unobligated Allotment			Unpaid Obligations (15-20) =		%		
									Due and Demandable	Not Yet Due and Demandable	OBUR	DBUR	
Remedies Fund (formerly Trade Remedies Fund)	03104384	-	0.00	0.00	7,009.00	7,009.00	0.00	0.00	0.00	0.00	89%	0%	
OO : Industries developed	320000000000000	-	0.00	0.00	7,009.00	7,009.00	0.00	241,376.12	1,851,614.88	0.00	89%	0%	
INDUSTRY DEVELOPMENT PROGRAM	320100000000000	-	0.00	0.00	7,009.00	7,009.00	0.00	241,376.12	1,851,614.88	0.00	89%	0%	
Formulation of strategic plans, programs, and policies to develop competitive industries	320100100001000	-	0.00	0.00	7,009.00	7,009.00	0.00	241,376.12	1,851,614.88	0.00	89%	0%	
Central Office		-	0.00	0.00	7,009.00	7,009.00	0.00	241,376.12	1,851,614.88	0.00	89%	0%	
MOOE		0.00	0.00	0.00	7,009.00	7,009.00	0.00	241,376.12	1,851,614.88	0.00	89%	0%	
CO					0.00	0.00	0.00	0.00	0.00		#DIV/0!	#DIV/0!	
Special Account-FAP, IFAD, Automatic Appropriations	4104167	0.00	0.00	0.00	0.00	0.00	0.00	8,765,000.00	0.00	0.00	0%	#DIV/0!	
Rural Agro-Enterprise Partnership for Inclusive Development (RAPID) Growth	330100300001000	0.00	0.00	0.00	0.00	0.00	0.00	8,765,000.00	0.00	0.00	0%	#DIV/0!	
Central Office		0.00	0.00	0.00	0.00	0.00	0.00	8,765,000.00	0.00	0.00	0%	#DIV/0!	
MOOE		0.00	0.00	0.00	0.00	0.00	0.00	8,765,000.00	0.00	0.00	0%	#DIV/0!	
GRAND TOTAL		830,739,689.55	1,338,192,046.31	1,073,153,291.31	1,380,361,760.67	4,622,446,787.84	110,000,000.00	507,734,601.63	397,076,296.50	20,008,513.04	91%	92%	
PS		448,308,026.85	676,856,333.82	476,157,042.87	752,648,723.80	2,353,970,127.34	0.00	3,391,278.28	51,794,596.28	320,197.10	100%	98%	
MOOE		381,561,027.83	660,062,910.35	595,860,552.25	626,877,672.83	2,264,362,163.26	110,000,000.00	502,088,073.55	344,426,202.26	11,943,560.94	84%	86%	
FinEX		870,634.87	1,272,802.14	1,135,696.19	835,364.04	4,114,497.24	0.00	4.80	855,497.96	0.00	100%	83%	
CO		0.00	0.00	0.00	0.00	0.00	0.00	2,255,245.00	0.00	7,744,755.00	77%	0%	
		0.00	0.00	0.00	-0.00	0.00	0.00	0.00	-0.00	0.00			
SUMMARY:							All Funds	Special Purpose Fund	New Appropriations + RLIP				
OBLIGATION RATE (Obligations over Adjusted Allotment) =>							91%	53%	94%				
DISBURSEMENT RATE (Disbursement over Obligations) =>							92%	57%	94%				
Prepared by:		Prepared by:		Prepared by:		Prepared by:		Prepared by:		Prepared by:			
													
GEMMA B. MANLANGIT Chief, Budget Division		CRISOLOGO R. RIGUNAY, JR. Chief Accountant		MARIA ASUNCION H. CRUZADA Director, Finance Service		ATTY. AGATON TEODORO O. UVERO Assistant Secretary/Supervising Head Management Services Group							