

DEPARTMENT OF TRADE AND INDUSTRY
Office of the Secretary
APPROPRIATIONS, OBLIGATIONS, DISBURSEMENTS AND BALANCES
as of 30 JUNE 2022

Annex A
(pursuant to DBM CL 2015-9)

Department: **TRADE AND INDUSTRY-Office of the Secretary**

PARTICULARS	Available Appropriations 1/ Amount	Allotment Releases 1/			Obligations		Disbursements 2/		
		Adjustment	Amount	% to Available Appropriations	Amount	% to Allotment	Amount	% to Allotment	% to Obligations
Current Year	6,980,262,322.00	✓ -	6,898,162,322.00	✓ 99%	3,481,326,785.83	50%	2,617,968,948.16	38%	75%
PS	2,212,944,322.00	-	2,212,944,322.00	100%	1,173,076,877.83	53%	1,081,147,670.60	49%	92%
MOOE	4,578,853,000.00	-	4,496,753,000.00	98%	2,294,129,200.03	51%	1,534,744,575.21	34%	67%
FinEx	4,915,000.00		4,915,000.00	100%	2,164,519.08	44%	1,018,148.78	21%	47%
CO	183,550,000.00		183,550,000.00	100%	11,956,188.89	7%	1,058,553.57	1%	9%
Continuing Appropriations	614,794,632.34	-	611,494,632.34	99%	196,532,537.58	0.68	85,454,352.53	14%	43%
MOOE	364,393,202.63	-	364,393,202.63	100%	92,244,306.74	25%	65,327,907.13	18%	71%
FE	-		-		-		-		
CO	250,401,429.71		247,101,429.71	99%	104,288,230.84	42%	20,126,445.40	8%	19%
SUB-TOTAL	7,595,056,954.34	-	7,509,656,954.34	99%	3,677,859,323.41	49%	2,703,423,300.69	36%	74%
Accounts Payable	-		-	0%	-		-		
PS									
MOOE									
FE									
CO									
GRAND TOTAL	7,595,056,954.34	-	7,509,656,954.34	99%	3,677,859,323.41	49%	2,703,423,300.69		

Notes:

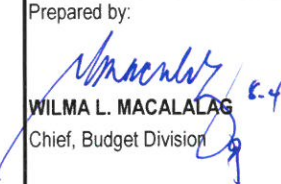
1/ Data on appropriations and allotment releases shall be provided by DBM

2/ Data on disbursements shall refer to agencies actual utilization of Cash Disbursement Authorities (inclusive of Outstanding Checks)


3/ Current Year Allotment includes:

- Agency Specific Budgets
- Charges vs. SPFs
- Automatic Appropriation (RLIP and SAGF)

Prepared by:


WILMA L. MACALALAG
Chief, Budget Division


Prepared by:


CRISOLOGO R. RIGUNAY, JR.
Chief, Accounting Division

Certified Correct


MARIA ASUNCION H. CRUZADA
Director, Finance Service

Noted by:


IRENEO V. VIZMONTE
Undersecretary
Management Services Group

*all amounts reported in disbursements columns are based on regional reports as of 30 June 2022 except for Region X Disbursements as of 31 March 2022 only.


DEPARTMENT OF TRADE AND INDUSTRY
Office of the Secretary-CONSOLIDATED
APPROPRIATIONS, OBLIGATIONS, DISBURSEMENTS AND BALANCES (DETAILS)
as of 30 JUNE 2022

PARTICULARS	APPROPRIATIONS			ALLOTMENT			OBLIGATIONS INCURRED	DISBURSEMENTS	Unreleased Appropriations	Unobligated Allotment	UNPAID OBLIGATIONS	ObUR	DUR
	Authorized Appropriation	Realignment/ Adjustment	Adjusted Appropriations	Allotments Received	Adjustments (Withdrawal, Realignment)	Adjusted Total Allotments							
CURRENT YEAR'S APPROPRIATIONS (R.A. 11580):													
I. Agency Specific Budget	6,683,680,000.00	-	6,683,680,000.00	6,603,680,000.00	-	6,603,680,000.00	3,344,184,173.80	2,489,805,165.09	80,000,000.00	3,259,495,826.20	854,379,008.71	51%	74%
PS	2,005,783,000.00		2,005,783,000.00	2,005,783,000.00		2,005,783,000.00	1,047,461,450.92	963,110,887.53	-	958,321,549.08	84,350,563.39	52%	92%
MOOE	4,532,432,000.00		4,532,432,000.00	4,452,432,000.00		4,452,432,000.00	2,282,602,014.91	1,524,617,575.21	80,000,000.00	2,169,829,985.09	757,984,439.70	51%	67%
FE	4,915,000.00		4,915,000.00	4,915,000.00		4,915,000.00	2,164,519.08	1,018,148.78	-	2,750,480.92	1,146,370.30	44%	47%
CO	140,550,000.00		140,550,000.00	140,550,000.00		140,550,000.00	11,956,188.89	1,058,553.57	-	128,593,811.11	10,897,635.32	9%	9%
II. Automatic Appropriations-RLIP	154,942,000.00	-	154,942,000.00	154,942,000.00	-	154,942,000.00	75,836,240.02	68,452,596.94	-	79,105,759.98	7,383,643.08	49%	90%
PS	154,942,000.00		154,942,000.00	154,942,000.00		154,942,000.00	75,836,240.02	68,452,596.94	-	79,105,759.98	7,383,643.08	49%	90%
III. Special Purpose Fund	118,219,322.00	-	118,219,322.00	118,219,322.00	-	118,219,322.00	49,779,186.89	49,584,186.13	-	68,440,135.11	195,000.76	42%	100%
PS	52,219,322.00		52,219,322.00	52,219,322.00		52,219,322.00	49,779,186.89	49,584,186.13	-	2,440,135.11	195,000.76	95%	100%
MOOE	23,000,000.00		23,000,000.00	23,000,000.00		23,000,000.00	0	-	-	23,000,000.00	-	-	-
CO	43,000,000.00		43,000,000.00	43,000,000.00		43,000,000.00	0	-	-	43,000,000.00	-	0%	0%
SUB-TOTAL	6,956,841,322.00	-	6,956,841,322.00	6,876,841,322.00	-	6,876,841,322.00	3,469,799,600.71	2,607,841,948.16	80,000,000.00	3,407,041,721.29	861,957,652.55	50%	75%
SPECIAL ACCOUNTS:													
Automatic Appropriations-SAGF (MSME/RF)	23,421,000.00	-	23,421,000.00	21,321,000.00	-	21,321,000.00	11,527,185.12	10,127,000.00	2,100,000.00	9,793,814.88	1,400,185.12	54%	88%
MOOE	23,421,000.00		23,421,000.00	21,321,000.00		21,321,000.00	11,527,185.12	10,127,000.00	2,100,000.00	9,793,814.88	1,400,185.12	54%	88%
SUB-TOTAL	23,421,000.00	-	23,421,000.00	21,321,000.00	-	21,321,000.00	11,527,185.12	10,127,000.00	2,100,000.00	9,793,814.88	1,400,185.12	54%	88%
Grand Total, CURRENT	6,980,262,322.00	-	6,980,262,322.00	6,898,162,322.00	-	6,898,162,322.00	3,481,326,785.83	2,617,968,948.16	82,100,000.00	3,416,835,536.17	863,357,837.67	50%	75%
CONTINUING APPROPRIATIONS (R.A. 11465):													
I. Agency Specific Budget	593,544,030.98	-	593,544,030.98	590,244,030.98	-	590,244,030.98	178,392,081.31	67,989,083.74	3,300,000.00	411,851,949.67	110,402,997.57	30%	38%
MOOE	343,142,601.27		343,142,601.27	343,142,601.27		343,142,601.27	74,103,850.47	47,862,638.34	-	269,038,750.80	26,241,212.13	22%	65%
FE													0%
CO	250,401,429.71		250,401,429.71	247,101,429.71		247,101,429.71	104,288,230.84	20,126,445.40	3,300,000.00	142,813,198.87	84,161,785.44	42%	19%
II. Special Purposed Fund	21,250,601.36	-	21,250,601.36	21,250,601.36	-	21,250,601.36	18,140,456.27	17,465,268.79	-	3,110,145.09	675,187.48	85%	96%
MOOE	21,250,601.36		21,250,601.36	21,250,601.36		21,250,601.36	18,140,456.27	17,465,268.79	-	3,110,145.09	675,187.48	85%	96%
Grand Total, CONTINUING APPRO	614,794,632.34	-	614,794,632.34	611,494,632.34	-	611,494,632.34	196,532,537.58	85,454,352.53	3,300,000.00	414,962,094.76	111,078,185.05	32%	43%
GRAND TOTAL	7,595,056,954.34	-	7,595,056,954.34	7,509,656,954.34	-	7,509,656,954.34	3,677,859,323.41	2,703,423,300.69	85,400,000.00	3,831,797,630.93	974,436,022.72	49%	74%

Prepared By:


WILMA L. MACALALAG
Chief, Budget Division

Prepared By:


CRISOLOGO R. RIGUNAY, JR.
Chief, Accounting Division

Certified Correct:


MARIA ASUNCION H. CRUZADA
Director, Finance Service