


QUARTERLY REPORT OF REVENUE AND OTHER RECEIPTS
As of the Quarter Ending September 30, 2021
(In Pesos)



FAR No. 5

Department : Department of Trade and Industry
Agency : Office of the Secretary
Operating Unit : Head Office
Organization Code (UACS) : _____


CLASSIFICATION / SOURCES OF REVENUE AND OTHER RECEIPTS	UACS Code	REVENUE TARGET (Annual)	REVENUE TARGET (III QTR)	ACTUAL REVENUE AND OTHER RECEIPTS COLLECTIONS					CUMULATIVE REMITTANCE /DEPOSITS TO DATE			VARIANCE		Remarks
				1st Quarter	2nd Quarter	3rd Quarter	4th Quarter	TOTAL	Remittance to BTr	Deposit ed with AGDB	Total	Amount	%	
1	2	3	3a	4	5	6	7	8=(4+5+6+7)	9	10	11=(9+10)	12=(8-3a)	13 =(12 / 3a)	14
A. General Fund (formerly Fund 101)														
- Tax														
Documentary Stamp Tax	40104010 00	-	-	-	-	-	-	-	-	-	-	-	-	0%
- Non-Tax		722,193,000.00	541,644,750.00	173,227,975.75	132,062,174.98	125,565,341.25	-	430,855,491.98	428,973,423.75	-	428,973,423.75	(110,789,258.02)	-20%	
Permit Fees	40201010 00	28,998,000.00	21,748,500.00	18,433,572.50	20,016,460.75	21,632,277.00		60,082,310.25	61,076,575.42		61,076,575.42	38,333,810.25	176%	
Other Permit Fees	40201010 99	-	-	-	-	-		-	-		-	-	-	
Registration Fees	40201020 00	574,121,000.00	430,590,750.00	130,397,810.00	80,880,280.00	72,282,250.00		283,560,340.00	280,681,780.00		280,681,780.00	(147,030,410.00)	-34%	
Licensing Fees	40201060 00	-	-	-	-	-		-	-		-	-	-	
Other Permits and Licenses	40201070 00	-	-	-	-	-		-	-		-	-	-	
Clearance & Certification Fees	40201040 00	637,000.00	477,750.00	345,200.00	256,670.00	365,628.00		967,498.00	967,498.00		967,498.00	489,748.00	103%	
Franchising Fees	4020105000	-	-	-	-	-		-	-		-	-	-	
Inspection Fees	40201100 00	-	-	266,040.00	775,787.00	271,671.00		1,313,498.00	1,313,498.00		1,313,498.00	1,313,498.00		
Supervision & Regulation Enforcement Fee	4020107000	-	-	1,671,094.00	2,260,008.00	1,720,560.00		5,651,662.00	5,651,662.00		5,651,662.00	5,651,662.00		
Fines and Penalties - Permits and Licenses	40201140 00	-	-	-	-	-		-	-		-	-	-	
Verification and Authentication Fees	40201110 00	-	-	223,300.00	60,000.00	70,000.00		353,300.00	353,300.00		353,300.00	353,300.00		
Accreditation Fees	40201110 01	-	-	-	-	-		-	-		-	-	-	
Filing Fees	4020113007	-	-	-	-	-		-	-		-	-	-	
Processing Fees	40201130 00	103,108,000.00	77,331,000.00	18,246,278.00	25,976,275.00	26,267,849.00		70,490,402.00	70,490,402.00		70,490,402.00	(6,840,598.00)	-9%	
Other Service Income	40201990 00	136,000.00	102,000.00	47,181.25	57,731.25	28,856.25		133,768.75	135,995.35		135,995.35	31,768.75	31%	
Fines and Penalties - Service Income	40201140 00	13,885,000.00	10,413,750.00	3,597,500.00	1,778,962.98	2,926,250.00		8,302,712.98	8,302,712.98		8,302,712.98	(2,111,037.02)	-20%	
Other Business Income	40202990 00	-	-	-	-	-		-	-		-	-	-	
Fines and Penalties - Bus. Income	40202230 00	-	-	-	-	-		-	-		-	-	-	
Interest Income	40202210 99	-	-	-	-	-		-	-		-	-	-	
Rent/Lease Income	4020205000	-	-	-	-	-		-	-		-	-	-	
Income from Hostels/Dormitories	40202130 00	1,308,000.00	981,000.00	-	-	-		-	-		-	(981,000.00)	-100%	
Gain on Sale of Property, Plant and Equipment	4050104000	-	-	-	-	-		-	-		-	-	-	
Miscellaneous Income - Other Gains	40501990 00	-	-	-	-	-		-	-		-	-	-	
Income from Other Sources		-	-	-	-	-		-	-		-	-	-	

QUARTERLY REPORT OF REVENUE AND OTHER RECEIPTS
As of the Quarter Ending September 30, 2021
(In Pesos)

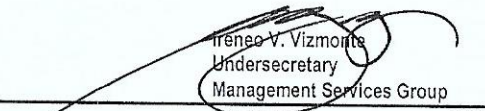
Department : Department of Trade and Industry
 Agency : Office of the Secretary
 Operating Unit : Head Office
 Organization Code (UACS) : _____

CLASSIFICATION / SOURCES OF REVENUE AND OTHER RECEIPTS	UACS Code	REVENUE TARGET (Annual)	REVENUE TARGET (III QTR)	ACTUAL REVENUE AND OTHER RECEIPTS COLLECTIONS					CUMULATIVE REMITTANCE /DEPOSITS TO DATE			VARIANCE		Remarks
				1st Quarter	2nd Quarter	3rd Quarter	4th Quarter	TOTAL	Remittance to BTr	Deposit ed with AGDB	Total	Amount	%	
1	2	3	3a	4	5	6	7	8=(4+5+6+7)	9	10	11=(9+10)	12=(8-3a)	13 = (12 / 3a)	14
B. Special Account in the General Fund (formerly Fund 105, 183, 401, 151-159)														
- Tax														
- Non-Tax														
Penalties imposed by BSP to banks in violation to BSP Circular 625	40202010 03	-	-											
Remedies Fund - Receipts from safeguard duties collected by the Bureau of Customs	40202010 03	19,179,000.00	14,384,250.00			223,154,338.59		223,154,338.59	223,154,338.59		223,154,338.59	208,770,088.59	1451%	
		19,179,000.00	14,384,250.00			223,154,338.59		223,154,338.59	223,154,338.59		223,154,338.59	208,770,088.59		
C. Off-Budget Accounts (formerly Fund 161 to 164, etc.)														
D. Custodial Funds (formerly Fund 101-184, 187)		25,837,000.00	19,377,750.00	6,511,476.39	6,275,416.62	6,306,488.81	-	19,093,381.82	19,093,418.90	-	19,093,418.90	(284,368.18)	-1%	
Trust 184 (issuance of ICC, sale of manuals, assessment activities, training fees, sale of bid docs, acceptance of bid bonds)	40201040 01	25,837,000.00	19,377,750.00	6,511,476.39	6,275,416.62	6,306,488.81		19,093,381.82	19,093,418.90		19,093,418.90	(284,368.18)	-1%	
	40202150 00	-	-											
	40201110 01	-	-											
	40202040 00	-	-											
TOTAL		767,209,000.00	575,406,750.00	179,739,452.14	138,337,591.60	355,026,168.65	-	673,103,212.39	671,221,181.24	-	671,221,181.24	97,696,462.39	17%	

Certified Correct:


 Crisologo R. Rigunay Jr.
 Chief Accountant, Accounting Division
 Date: 10/26/21

Approved By:


 Ireneo V. Vizmonte
 Undersecretary
 Management Services Group